



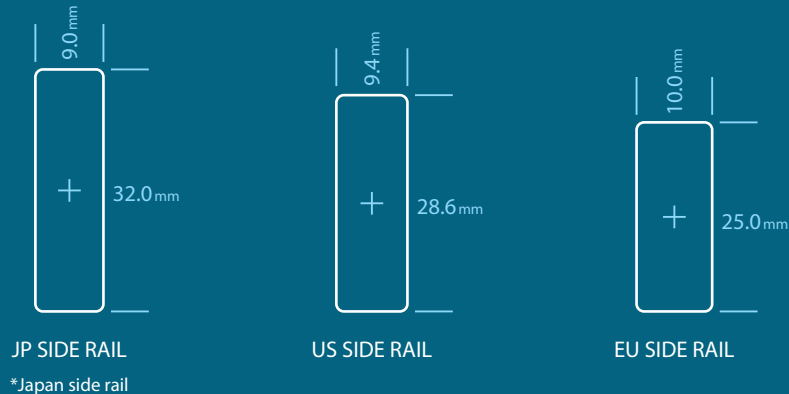
EXTENSION
EXTENSION
INTERVENTIONAL RADIOLOGY
TRAUMATOLOGY
TRAUMATOLOGY
INTERVENTIONAL RADIOLOGY
TRAUMATOLOGY
TABLE PAD
ORTHOPEDICS
TRAUMATOLOGY
TRACTION DEVICE
TABLE PAD
TRAC
X-RAY
TRACTION DEVICE
X-RAY
BODY SUPPORT
TRACTION DEVICE
BODY SUPPORT
NEUROSURGERY
ORTHOPEDICS

OPERATING TABLE ACCESSORIES

C O N T E N T S

1	ARM SUPPORT	1
2	LEG SUPPORT	9
3	HEAD SUPPORT	14
4	BODY SUPPORT	18
5	X-RAY ACCESSORIES	21
6	ORTHOPEDICS / TRAUMATOLOGY	28
7	EXTENSION / SUPPORT ACCESSORIES	35
8	GENERAL ACCESSORIES	45
9	TRAYS	50
10	CARTS	52
11	NEURO	54
12	TABLE PADS	55
13	POWER CORDS	59
	Accessories List	60

SIDE RAIL DIMENSIONS



actual size

NOTATION

MOT-VS600 Series : MOT-VS600D, MOT-VS600DH, MOT-VS600DK, MOT-VS600DHK

MOT-VS500 Series : MOT-VS500DK Series, MOT-VS500SK Series

MOT-VS500DK Series: MOT-VS500DK, MOT-VS500DK-IF

MOT-VS500SK Series : MOT-VS500SK, MOT-VS500SK-IF

MOT-5602 Series : MOT-5602SRMB, MOT-5602BW

MST-7201 Series : MST-7201B, MST-7201BX

MST-7300 Series : MST-7300B, MST-7300BX

R1 : Clamp for US Side Rail

R2 : Clamp for EU Side Rail

C1 : Clamp for US Side Rail. Size/Shape of accessory differs from the original.

C2 : Clamp for EU Side Rail. Size/Shape of accessory differs from the original.

NC: No Clamp. Requires additional clamp(s).

UE: No Clamp. Product size/shape differs from the original.

Requires additional clamp(s).

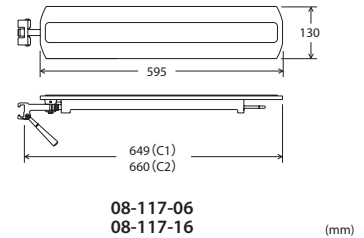
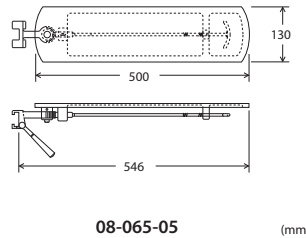
NOTE: The medical device registration status of each product on this catalog may be different according to each country's law. Please contact your Mizuho sales representative for additional information.

Non CE marked : Products with this mark are not confirmed their conformity to the provision of EU legislation MDR(EU) 2017/745.

Standard Armboard



- Simple to use
- Trigger swivel adjustment
- Integrated clamp
- Can be swiveled horizontally 180°



Product Code	Description	Quantity	Side Rail	Technical Information
08-065-05	Standard Armboard	Each	JP	Pad not included
08-117-06	Standard Armboard (C1)	Each	US	
08-117-16	Standard Armboard (C2)	Each	EU	
08-065-06	Standard Armboard with 40mm Pad	Each	JP	
08-065-30	Standard Armboard with 60mm Pad	Each	JP	
08-065-35	Standard Armboard with 100mm Pad	Each	JP	

Pad

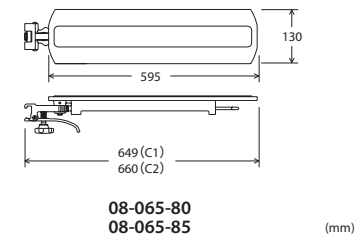
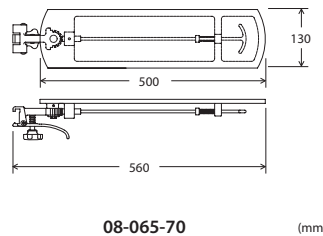
Product Code	Description	Product Code	Description
08-065-08	40mm Pad for Armboard		
08-065-40	60mm Pad for Armboard	08-117-07	60mm Pad for Armboard (C1/C2)
08-065-45	100mm Pad for Armboard*	08-117-08	100mm Pad for Armboard (C1/C2)*

*Suitable when Radiographic Table Top is used with Pad

Locking Type Armboard



- Locks to side rail to prevent slipping
- Can be swiveled horizontally 180°




Product Code	Description	Quantity	Side Rail	Technical Information
08-065-70	Locking Type Armboard	Each	JP	Pad not included
08-065-80	Locking Type Armboard (C1)	Each	US	
08-065-85	Locking Type Armboard (C2)	Each	EU	

Pad

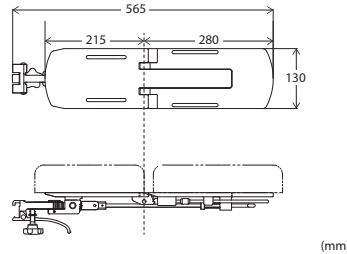
Product Code	Description	Product Code	Description
08-065-08	40mm Pad for Armboard		
08-065-40	60mm Pad for Armboard	08-117-07	60mm Pad for Armboard (C1/C2)
08-065-45	100mm Pad for Armboard*	08-117-08	100mm Pad for Armboard (C1/C2)*

*Suitable when Radiographic Table Top is used with Pad

Double Axis Armboard



- Provides additional 15° or 30° vertical angulation at the elbow joint
- Prevents hyperextension of the arm
- Slits in armboard help to secure arm strap in place
- Locks to side rail to prevent slipping



*Arm strap not included

Product Code	Description	Quantity	Side Rail	Technical Information
08-065-51	Double Axis Armboard	Each	JP	Pad not included
08-065-51-R1	Double Axis Armboard (R1)	Each	US	
08-065-51-R2	Double Axis Armboard (R2)	Each	EU	

Pad

Product Code	Description	Quantity	Side Rail	Technical Information
08-065-52	60mm Pad for Double Axis Armboard	Each	N/A	Suitable when Radiographic Table Top is used with pad
08-065-53	100mm Pad for Double Axis Armboard	Each	N/A	

Arm Strap



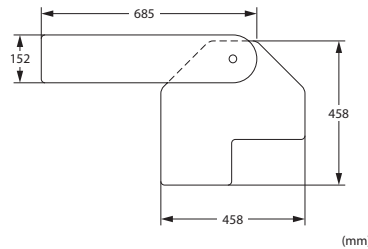
- Detachable
- Adjustable size
- Soft patient interface
- Washable

Product Code	Description	Quantity	Side Rail	Technical Information
08-084-03	Arm Strap	Each	N/A	L: 700 (mm), W: 80 (mm)

IVR Armboard



- Armboard for IVR (Interventional Radiology)
- Radiolucent
- Clear imaging for catheter insertion
- Slides under table pad and is held in place by patient weight

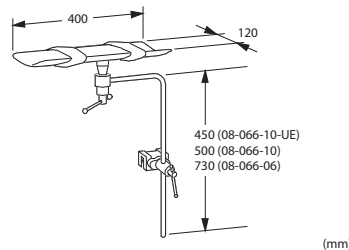


Product Code	Description	Quantity	Side Rail	Technical Information
08-065-72	IVR Armboard	Each	N/A	Pad included

Raised Armboard



- Adjusts to various patient body types and pad thicknesses
- For use in lateral and supine position
- Ball joint adjustability

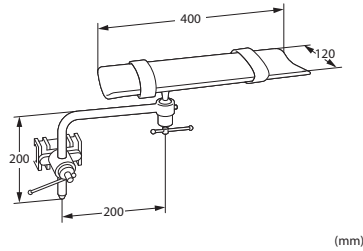


Product Code	Description	Quantity	Side Rail	Technical Information
08-066-06	Raised Armboard with Clamp (730mm)	Each	JP	
08-066-10	Raised Armboard with Clamp	Each	JP	
08-066-10-UE	Raised Armboard (UE)	Each	JP,US,EU	Requires Clamp for Round Bar (Refer to p.47) US : 08-117-09 EU : 08-117-11 Universal : 08-110-20

Armboard for Prone Position



- For use in prone position

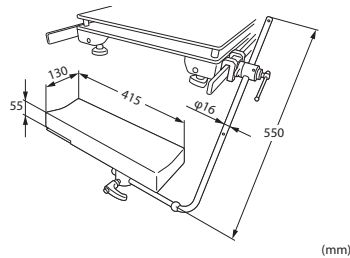


Product Code	Description	Quantity	Side Rail	Technical Information
08-066-05	Armboard for Prone Position with Clamp	Each	JP	
08-066-05-NC	Armboard for Prone Position (NC)	Each	JP,US,EU	Requires Clamp for Round Bar (Refer to p.47) US : 08-117-09 EU : 08-117-11 Universal : 08-110-20

Lower Armboard




- For use in lateral, beach chair, and neuro park bench positions
- Ball joint adjustability
- Adjustable height
- Wide range of motion

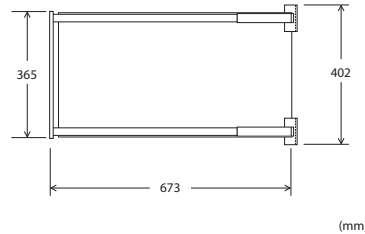


Product Code	Description	Quantity	Side Rail	Technical Information
08-086-15	Lower Armboard with Clamp	Each	JP	
08-086-15-R1	Lower Armboard (R1)	Each	US	Pad and clamp included
08-086-15-R2	Lower Armboard (R2)	Each	EU	

Imaging Armboard



- Radiolucent top for C-arm access
- Legless design
- Ergonomic access to surgical site
- Securely attaches to any part of side rail



Product Code	Description	Quantity	Side Rail	Technical Information
08-065-13	Imaging Armboard	Each	JP	Pad not included
08-065-13-R1	Imaging Armboard (R1)	Each	US	
08-065-13-R2	Imaging Armboard (R2)	Each	EU	

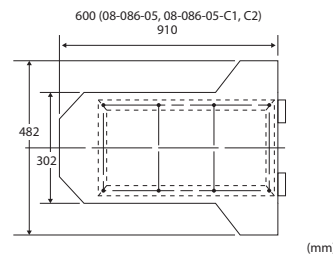
Pad

Product Code	Description	Quantity	Side Rail	Technical Information
08-065-26	50mm Pad for Imaging Armboard	Each	N/A	Suitable when Radiographic Table Top is used with pad
08-065-27	90mm Pad for Imaging Armboard	Each	N/A	

Arm Surgery Board



- Radiolucent top for C-arm access
- Securely attaches to any part of side rail
- Padless design

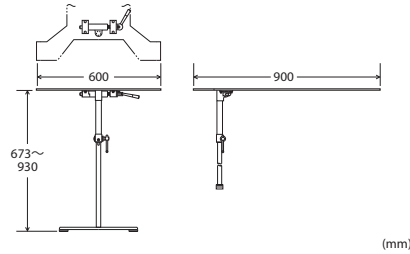


Product Code	Description	Quantity	Side Rail	Technical Information
08-086-05	Arm Surgery Board	Each	JP	Equipped with a side rail mount
08-086-05-C1	Arm Surgery Board with Side Rail Mount (C1)	Each	US	
08-086-05-C2	Arm Surgery Board with Side Rail Mount (C2)	Each	EU	

Radiolucent Acrylic Armboard



- Slides under table pad and is held in place by patient weight and support rod
- Unique design allows for ergonomic access to the surgical site
- Added stability with adjustable support rod
- Folding design allows for easy storage
- Padless design

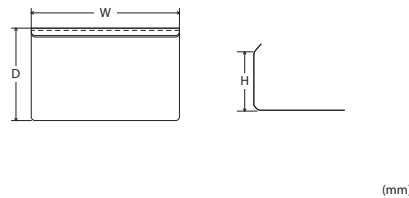


Product Code	Description	Quantity	Side Rail	Technical Information
03-001-74	Radiolucent Acrylic Armboard	Each	N/A	

Arm Shield



- Slides under table pad and is held in place by patient weight
- Patient's arm is protected and secured in position




Product Code	Description	Quantity	Side Rail	Technical Information	W	D	H
08-086-27	Arm Shield with Pad (130mm)	Pair	N/A	Pad included	400	250	130
08-086-28	Arm Shield with Pad (160mm)	Pair	N/A		400	250	160
08-086-29	Arm Shield with Pad (190mm)	Pair	N/A		400	250	190

Pad

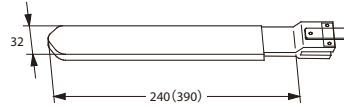
Product Code	Description	Quantity	Side Rail	Technical Information
08-069-45	Pad for Arm Shield (150mm)	Pair	N/A	<ul style="list-style-type: none"> • Replacement pad • Pad thickness: 25mm

1 ARM SUPPORT

Wrist Strap



- Holds patient's arm against the body
- Simple to use
- Used by bending over patient's forearm



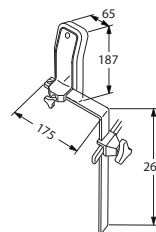
(mm)

Product Code	Description	Quantity	Side Rail	Technical Information
08-079-00	Wrist Strap (240mm)	Each	JP	
08-079-00-R1	Wrist Strap (240mm) (R1)	Each	US	
08-079-00-R2	Wrist Strap (240mm) (R2)	Each	EU	
08-079-01	Wrist Strap (390mm)	Each	JP	
08-079-01-R1	Wrist Strap (390mm) (R1)	Each	US	
08-079-01-R2	Wrist Strap (390mm) (R2)	Each	EU	

Shoulder Supports



- Prevents patient shifting when in Trendelenburg
- Easy to clean



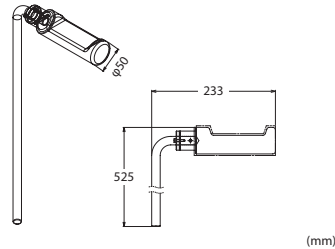
(mm)

Product Code	Description	Quantity	Side Rail	Technical Information
08-068-03	Shoulder Supports with Clamps	Pair	JP	Clamps Ver.1 (clamp with plastic knob)
08-068-04	Shoulder Supports	Pair	JP,US,EU	<ul style="list-style-type: none"> • Clamp not included • Requires two Clamps for Flat Bar (Refer to p.47) US : 08-117-10 EU : 08-117-13 Universal : 08-111-20
08-068-05	Shoulder Supports with Clamps Ver. 2	Pair	JP	

Upper Arm Support II



- Adjusts patient's arm position freely
- Support base is radiolucent
- For use in supracondylar fracture surgery of the humerus
- Designed to keep the support base away from the post and avoid C-arm interference

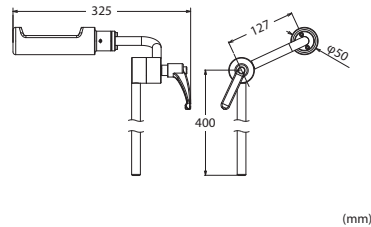


Product Code	Description	Quantity	Side Rail	Technical Information
08-064-22	Upper Arm Support II with Clamp	Each	JP,US,EU	Universal Clamp included
08-064-22-NC	Upper Arm Support II (NC)	Each	JP,US,EU	Requires Clamp for Round Bar (Refer to p.47) JP : 08-110-01 US : 08-117-09 EU : 08-117-11 Universal : 08-110-20

Upper Arm Support Joint Type II



- Adjusts patient's arm position freely
- Adjustable in height and angle
- Support base is radiolucent
- For use in supracondylar fracture surgery of the humerus
- Designed to keep the support base away from the post and avoid C-arm interference

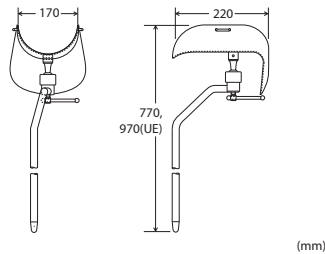


Product Code	Description	Quantity	Side Rail	Technical Information
08-064-23	Upper Arm Support Joint Type II with Clamp	Each	JP,US,EU	Universal Clamp included
08-064-23-NC	Upper Arm Support Joint Type II (NC)	Each	JP,US,EU	Requires Clamp for Round Bar (Refer to p.47) JP : 08-110-01 US : 08-117-09 EU : 08-117-11 Universal : 08-110-20

Knee Crutches



- Hold patient's legs
- For use in lithotomy position



Product Code	Description	Quantity	Side Rail	Technical Information
08-070-00	Knee Crutches with Clamps	Pair	JP	Pad not included
08-070-00-UE	Knee Crutches (UE)	Pair	JP,US,EU	<ul style="list-style-type: none"> • Pad not included • Requires two Clamps for Round Bar (Refer to p.47) US : 08-117-09 EU : 08-117-11 Universal : 08-110-20

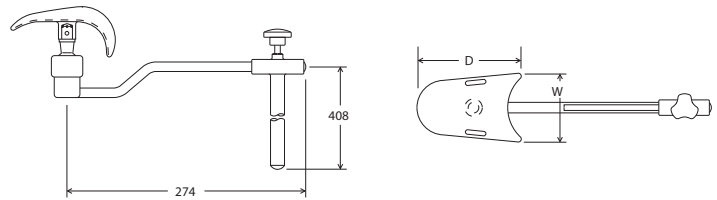
Pad

Product Code	Description	Quantity	Side Rail	Technical Information
08-070-13	Urethane Pads for Knee Crutches	Pair	N/A	

Pediatric Knee Crutches



- Hold pediatric patient's legs
- For use in lithotomy position



(mm)

Large

(mm)

Product Code	Description	Quantity	Side Rail	Technical Information	W	D
08-070-16	Pediatric Knee Crutches with Clamps, Large	Pair	JP			
08-070-16-NC	Pediatric Knee Crutches, Large (NC)	Pair	JP,US,EU	Requires two Clamps for Round Bar (Refer to p.47) US : 08-117-09 EU : 08-117-11 Universal : 08-110-20	100	150

Middle

(mm)

Product Code	Description	Quantity	Side Rail	Technical Information	W	D
08-070-17	Pediatric Knee Crutches with Clamps, Middle	Pair	JP			
08-070-17-NC	Pediatric Knee Crutches, Middle (NC)	Pair	JP,US,EU	Requires two Clamps for Round Bar (Refer to p.47) US : 08-117-09 EU : 08-117-11 Universal : 08-110-20	80	120

Small

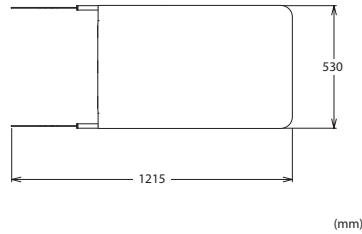
(mm)

Product Code	Description	Quantity	Side Rail	Technical Information	W	D
08-070-18	Pediatric Knee Crutches with Clamps, Small	Pair	JP			
08-070-18-NC	Pediatric Knee Crutches, Small (NC)	Pair	JP,US,EU	Requires two Clamps for Round Bar (Refer to p.47) US : 08-117-09 EU : 08-117-11 Universal : 08-110-20	50	85

Transfer Board II



- For preoperative positioning of legs for lithotomy position
- Ultra-lightweight design
- Quick and easy mounting and removal

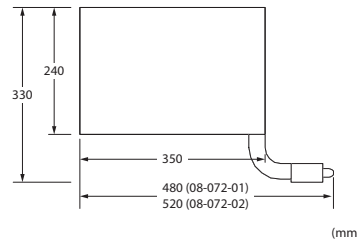


Product Code	Description	Quantity	Side Rail	Technical Information
08-070-57	Transfer Board II (Rail Fixation Type)	Each	JP,US,EU	

Knee Rests



- Provides a platform for kneeling
- Attached to leg section(s)
- Can be used with solid or split leg tables
- Can be used as leg extensions



Product Code	Description	Quantity	Side Rail	Technical Information
08-072-01	Knee Rests	Pair	JP,US,EU	<ul style="list-style-type: none"> • Pads included • For the use with Radiographic Table Top, 08-072-02 will be applied • Requires two Clamps for Round Bar (Refer to p.47)
08-072-02	Radiographic Tops for Knee Rests	Pair	JP,US,EU	<ul style="list-style-type: none"> US : 08-117-09 EU : 08-117-11 Universal : 08-110-20

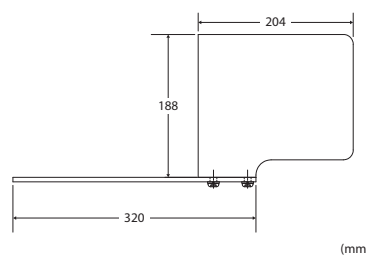
Pad

Product Code	Description	Quantity	Side Rail	Technical Information
08-072-03	70mm Pads for Knee Rests	Pair	N/A	Replacement pad

Foot Rests



- Prevents patient from shifting when in reverse Trendelenburg
- Easy to clean



Product Code	Description	Quantity	Side Rail	Technical Information
08-071-02	Foot Rests with Clamps (320mm)	Pair	JP	<ul style="list-style-type: none"> • Clamps Ver.1 (clamp with plastic knob) • Pad not included
08-071-03	Foot Rests (320mm)	Pair	JP,US,EU	<ul style="list-style-type: none"> • Pad not included • Requires two Clamps for Flat Bar (Refer to p.47) US : 08-117-10 EU : 08-117-13 Universal : 08-111-20
08-071-04	Foot Rests with Clamps Ver. 2 (320mm)	Pair	JP	<ul style="list-style-type: none"> • Pad not included

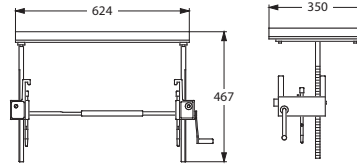

Pad

Product Code	Description	Quantity	Side Rail	Technical Information
08-071-05	Mizuho Original Pads for Foot Rests	Pair	N/A	

Leg Plate



- Holds legs during hip surgery in lateral position
- Adjustable height



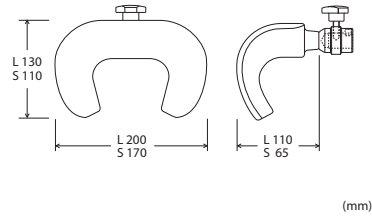
(mm)

Product Code	Description	Quantity	Side Rail	Technical Information
08-078-20	Leg Plate	Each	JP	<ul style="list-style-type: none"> • Height range: 270mm • Pad included • Applicable tables: MOT-5602 Series MOT-5701 MOT-VS700UKI MOT-VS600 Series MOT-VS500 Series MOT-VE100D MOS-1300B/1302B MST-7201Series MST-7300 Series SPL-331 MOT-3602 MOT-3502 MOT-6302 MOT-1602BW
08-078-20-R1	Leg Plate (R1)	Each	US	
08-078-20-R2	Leg Plate (R2)	Each	EU	

Head Rest



- Provides support of the patient's head in supine and prone positions



U-Shaped Head Rest

Product Code	Description	Quantity	Side Rail	Technical Information
08-073-03	U-Shaped Head Rest, L	Each	N/A	
08-073-04	U-Shaped Head Rest, S	Each	N/A	



- Device for attaching U-shaped Head Rest / Mizuho Head Holder to the OR table
- Ball joint allows for easy head positioning

Table Attachment

Product Code	Description	Quantity	Side Rail	Technical Information
07-952-00	Table Attachment	Each	N/A	Range of motion of pins: 290-390mm


Head Rest Set

Product Code	Description	Quantity	Side Rail	Technical Information
08-075-01	Horseshoe Head Rest Set Adult	Each	JP,US,EU	Included: 07-952-00 08-073-03

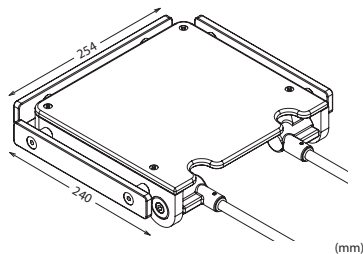
*Each component (07-952-00, 08-073-03, 08-073-04) is CE marked.

Non CE marked

Narrow Head Section



- Improved access to patient head area



Product Code	Description	Quantity	Side Rail	Technical Information
08-075-00	Narrow Head Section	Each	JP	<ul style="list-style-type: none"> • Pad not included • Applicable tables: MOT-5602 Series MOT-5701 MOT-VS700UKI MOT-VS600 Series MOT-VS500 Series MOT-VE100D MST-7201 Series MST-7300 Series MOT-3602 MOT-3502 MOT-6302 MOT-1602BW
08-075-00-R1	Narrow Head Section (R1)	Each	US	
08-075-00-R2	Narrow Head Section (R2)	Each	EU	

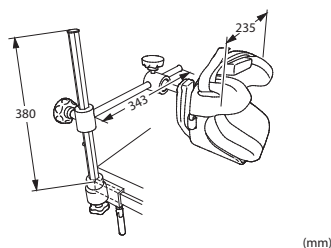
Pad

Product Code	Description	Quantity	Side Rail	Technical Information
08-083-69	70mm Pad for Narrow Head Section	Each	N/A	
08-083-70	110mm Pad for Narrow Head Section	Each	N/A	*When used with Radiographic Table Top

Head Supporter



- Provides secure head immobilization when in tilt and Trendelenburg
- Supports anesthetic management
- Multi-planar adjustment for optimal patient fit
- Integrated clamp attaches to side rail on either side of the table

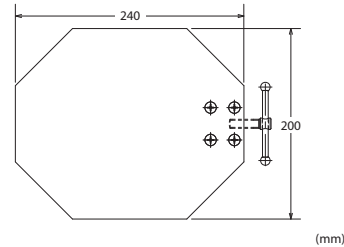


Product Code	Description	Quantity	Side Rail	Technical Information
08-075-06	Head Supporter	Each	JP	
08-075-06-R1	Head Supporter (R1)	Each	US	
08-075-06-R2	Head Supporter (R2)	Each	EU	

Radiolucent Head Rest



- 188 x 200 (mm) radiolucent
- Ball joint allows for versatile head positioning



Product Code	Description	Quantity	Side Rail	Technical Information
08-115-13	Radiolucent Head Rest	Each	N/A	

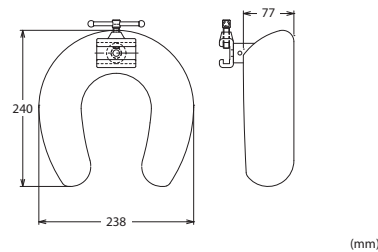
Arm for Head Rest & Face Rest

Product Code	Description	Quantity	Side Rail	Technical Information
08-115-15	Arm For Head Rest & Face Rest	Each	JP	Integrated clamp attaches to side rail on either side of the table
08-115-15-R1	Arm For Head Rest & Face Rest (R1)	Each	US	
08-115-15-R2	Arm For Head Rest & Face Rest (R2)	Each	EU	

Face Rest



- Ball joint allows for versatile head positioning
- Soft patient interface



Product Code	Description	Quantity	Side Rail	Technical Information
08-115-14	Face Rest	Each	N/A	

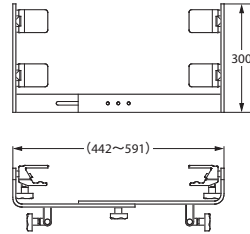
Arm for Head Rest & Face Rest

Product Code	Description	Quantity	Side Rail	Technical Information
08-115-15	Arm For Head Rest & Face Rest	Each	JP	Built-in clamp attaches to side rail on either side of the table
08-115-15-R1	Arm For Head Rest & Face Rest (R1)	Each	US	
08-115-15-R2	Arm For Head Rest & Face Rest (R2)	Each	EU	

Adapter for Carbon Fiber Extension



- To be used to attach head frame to carbon fiber board



(mm)



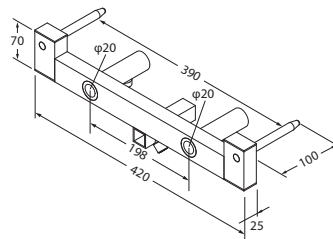
*Table attachment and head holder not included

Product Code	Description	Quantity	Side Rail	Technical Information
08-075-15	Adapter for Carbon Fiber Extension	Each	JP	Applicable table and accessories: VACB-3006B Carbon Fiber Extension II (08-070-54) (Refer to p.41)

Attachment for Mayfield Head Support



- To be used to attach base unit of skull clamp etc. to table



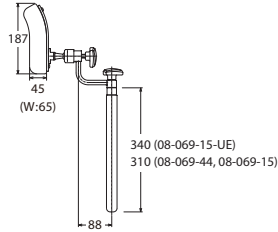
(mm)

Product Code	Description	Quantity	Side Rail	Technical Information
08-075-11	Attachment for Mayfield Head Support	Each	JP,US,EU	Applicable tables: MOT-5602 Series MOT-5701 MOT-VS700UKI MOT-VS600 Series MOT-VS500 Series MOT-VE100D MOS-1300B/1302B MST-7201 Series MST-7300 Series SPL-331 MOT-3602 MOT-3502 MOT-6302

Chest & Waist Support



- May be used in supine or lateral to support body
- Easy positioning with adjustable height and ball joint



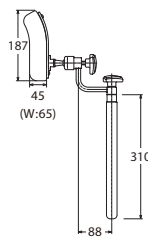
(mm)

Product Code	Description	Quantity	Side Rail	Technical Information
08-069-44	Chest & Waist Support with Clamps Ver.2	Each	JP	
08-069-15-UE	Chest & Waist Support (UE)	Each	JP,US,EU	Requires Clamp for Flat Bar (Refer to p.47) US : 08-117-10 EU : 08-117-13 Universal : 08-111-20
08-069-15	Chest & Waist Support with Clamps	Each	JP	Clamp Ver.1 (clamp with plastic knob)

Radiographic Chest & Waist Support



- Plate behind the pad is radiolucent
- May be used in supine or lateral positions to support body
- Easy positioning with adjustable height and ball joint



(mm)

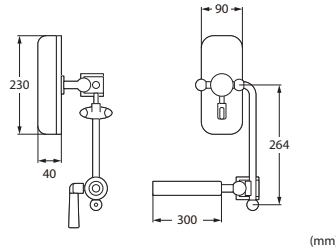


Product Code	Description	Quantity	Side Rail	Technical Information
08-069-42	Radiographic Chest & Waist Support with Clamp Ver.2	Each	JP	
08-069-26-NC	Radiographic Chest & Waist Support (NC)	Each	JP,US,EU	Requires Clamp for Flat Bar (Refer to p.47) US : 08-117-10 EU : 08-117-13 Universal : 08-111-20
08-069-26	Radiographic Chest & Waist Support with Clamp	Each	JP	Clamp Ver.1 (clamp with plastic knob)

Lateral Support



- Provides a wide range of adjustment so that operative field is not obstructed
- Secure support in lateral and other positions
- Easy positioning with adjustable height and ball joint

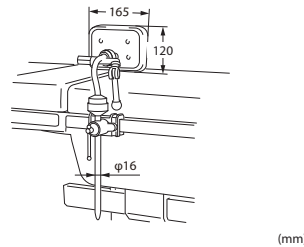


Product Code	Description	Quantity	Side Rail	Technical Information
08-069-41	Lateral Support with Clamp Ver.2	Each	JP	
08-069-24	Lateral Support with Clamp	Each	JP	Clamp Ver.1 (clamp with plastic knob)
08-069-24-NC	Lateral Support (NC)	Each	JP,US,EU	Requires Clamp for Flat Bar (Refer to p.47) US : 08-117-10 EU : 08-117-13 Universal : 08-111-20

Adjustable Body Support




- Hydraulic locking mechanism
- Wide range of adjustment
- Holds patient rigidly even in steep lateral tilt
- Easy positioning with adjustable height and ball joint



Product Code	Description	Quantity	Side Rail	Technical Information
08-080-11	Adjustable Body Support with Clamp	Each	JP	
08-080-11-NC	Adjustable Body Support (NC)	Each	JP,US,EU	Requires Clamp for Round Bar (Refer to p.47) US : 08-117-09 EU : 08-117-11 Universal : 08-110-20

Body Strap



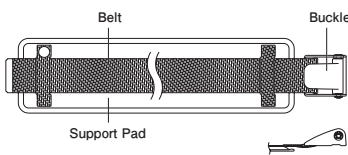
- Detachable
- Adjustable size
- Soft patient interface



Product Code	Description	Quantity	Side Rail	Technical Information
08-084-02	Body Strap (1700mm)	Each	JP,US,EU	L: 1700 (mm), W: 100 (mm) Washable

Body Strap with Support Pad

For quickly and securely fixing the body



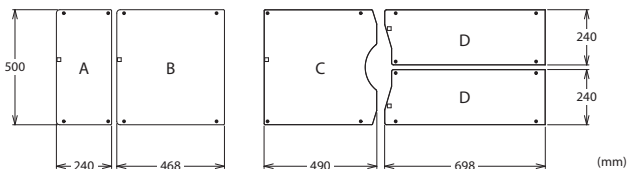
Product Code	Description	Quantity	Side Rail	Technical Information
08-084-00	Leg Strap	Each	JP,US,EU	L: 1890 (mm)
08-084-01	Body Strap (2500mm)	Each	JP,US,EU	L: 2500 (mm)

Radiographic Table Top / Fixed Type



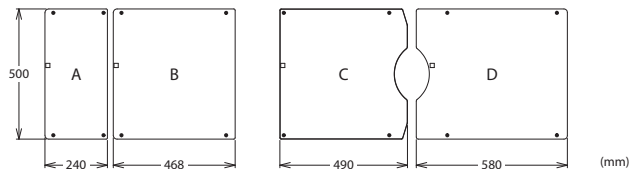
- Designed for optimal X-ray cassette use
 - Section to be selected according to your choice referring to the list below
 - For the whole table, please select all of A-D
- *Table tops for MOT-5602BW and MST-7300 Series are sold as a set respectively

MOT-VS700UKI with Double Leg Section (Fixed Type)



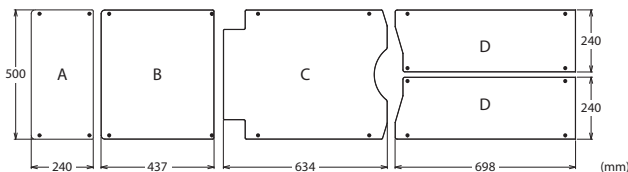
Product Code	Description	Quantity
A	18-090-00 Radiographic Table Tops Fixed Type for Head Section Type A	Each
B	18-092-10 Radiographic Table Tops Fixed Type for Back Section Type KA	Each
C	18-092-20 Radiographic Table Tops Fixed Type for Seat Section Type KA	Each
D	18-090-50 Radiographic Table Tops Fixed Type for Double Leg Section Type A	Pair

MOT-VS700UKI with Single Leg Section (Fixed Type)



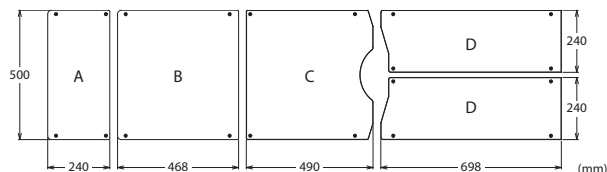
Product Code	Description	Quantity
A	18-090-00 Radiographic Table Tops Fixed Type for Head Section Type A	Each
B	18-092-10 Radiographic Table Tops Fixed Type for Back Section Type KA	Each
C	18-092-20 Radiographic Table Tops Fixed Type for Seat Section Type KA	Each
D	18-090-60 Radiographic Table Tops Fixed Type for Single Leg Section Type A	Each

MOT-VS600D / DH (Fixed Type)



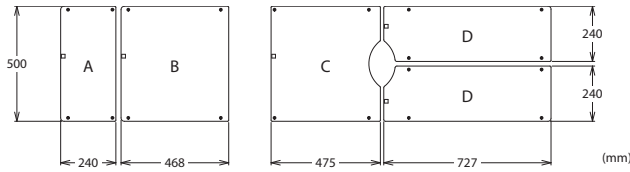
Product Code	Description	Quantity
A	18-090-00 Radiographic Table Tops Fixed Type for Head Section Type A	Each
B	18-090-10 Radiographic Table Tops Fixed Type for Back Section Type A	Each
C	18-090-20 Radiographic Table Tops Fixed Type for Seat Section Type A	Each
D	18-090-50 Radiographic Table Tops Fixed Type for Double Leg Section Type A	Pair

MOT-VS600DK / DHK (Fixed Type)



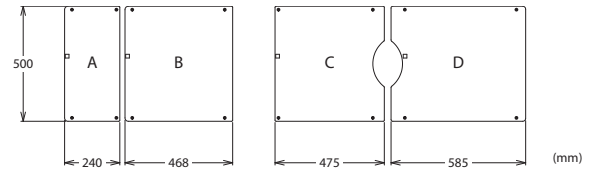
Product Code	Description	Quantity
A	18-090-00 Radiographic Table Tops Fixed Type for Head Section Type A	Each
B	18-092-10 Radiographic Table Tops Fixed Type for Back Section Type KA	Each
C	18-092-20 Radiographic Table Tops Fixed Type for Seat Section Type KA	Each
D	18-090-50 Radiographic Table Tops Fixed Type for Double Leg Section Type A	Pair

MOT-VS500DK (Fixed Type)



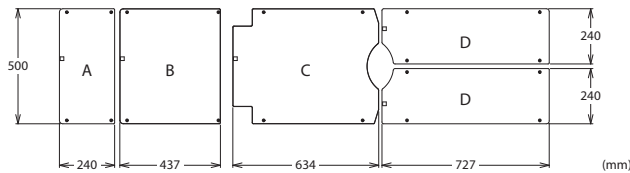
Product Code	Description	Quantity
A 18-090-00	Radiographic Table Tops Fixed Type for Head Section Type A	Each
B 18-092-10	Radiographic Table Tops Fixed Type for Back Section Type KA	Each
C 18-092-21	Radiographic Table Tops Fixed Type for Seat Section Type KB	Each
D 18-090-51	Radiographic Table Tops Fixed Type for Double Leg Section Type B	Pair

MOT-VS500SK (Fixed Type)



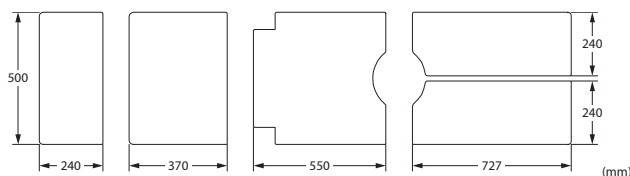
Product Code	Description	Quantity
A 18-090-00	Radiographic Table Tops Fixed Type for Head Section Type A	Each
B 18-092-10	Radiographic Table Tops Fixed Type for Back Section Type KA	Each
C 18-092-21	Radiographic Table Tops Fixed Type for Seat Section Type KB	Each
D 18-090-61	Radiographic Table Tops Fixed Type for Single Leg Section Type A-II	Each

MOT-VE100D (Fixed Type)



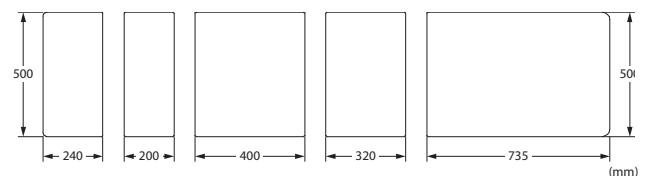
Product Code	Description	Quantity
A 18-090-00	Radiographic Table Tops Fixed Type for Head Section Type A	Each
B 18-090-10	Radiographic Table Tops Fixed Type for Back Section Type A	Each
C 18-090-20	Radiographic Table Tops Fixed Type for Seat Section Type A	Each
D 18-090-51	Radiographic Table Tops Fixed Type for Double Leg Section Type B	Pair

MOT-5602BW (Fixed Type)



Product Code	Description	Quantity
08-089-72	Radiographic Table Tops Fixed Type for 5602BW	Set

MST-7300 Series (Fixed Type)



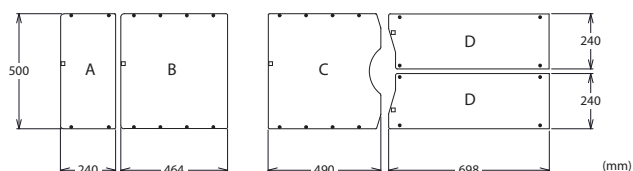
Product Code	Description	Quantity
08-089-76	Radiographic Table Tops Fixed Type for 7300 Series	Set

Radiographic Table Top / Fixed Type for Digital Cassette



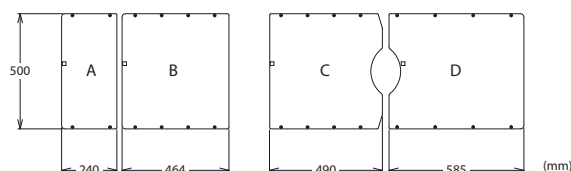
- Designed for optimal X-ray cassette use
- Section to be selected according to your choice referring to the list below
- The digital radiographic table top fixed type has a wide width and the digital cassette can be inserted easily
- For the whole table, please select all of A-D
*Table tops for MOT-5602BW and MST-7300 Series are sold as a set respectively

MOT-VS700UKI with Double Leg Section (Digital Type)



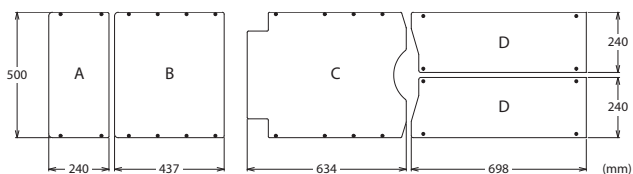
Product Code	Description	Quantity
A	18-091-00 Digital Radiographic Table Tops Fixed Type for Head Section Type A	Each
B	18-093-10 Digital Radiographic Table Tops Fixed Type for Back Section Type KA	Each
C	18-093-20 Digital Radiographic Table Tops Fixed Type for Seat Section Type KA	Each
D	18-090-50 Radiographic Table Tops Fixed Type for Double Leg Section Type A	Pair

MOT-VS700UKI with Single Leg Section (Digital Type)



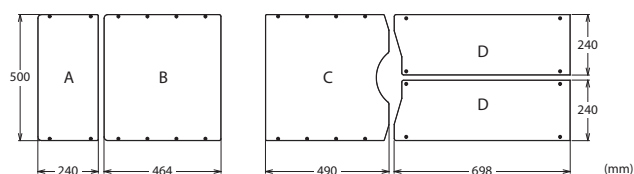
Product Code	Description	Quantity
A	18-091-00 Digital Radiographic Table Tops Fixed Type for Head Section Type A	Each
B	18-093-10 Digital Radiographic Table Tops Fixed Type for Back Section Type KA	Each
C	18-093-20 Digital Radiographic Table Tops Fixed Type for Seat Section Type KA	Each
D	18-091-60 Digital Radiographic Table Tops Fixed Type for Single Leg Section Type A	Each

MOT-VS600D / DH (Digital Type)



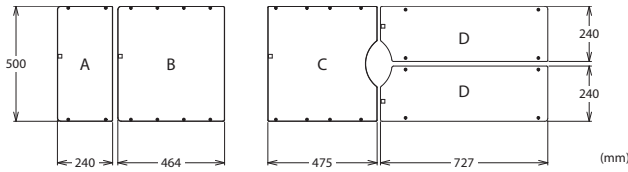
Product Code	Description	Quantity
A	18-091-00 Digital Radiographic Table Tops Fixed Type for Head Section Type A	Each
B	18-091-10 Digital Radiographic Table Tops Fixed Type for Back Section Type A	Each
C	18-091-20 Digital Radiographic Table Tops Fixed Type for Seat Section Type A	Each
D	18-090-50 Radiographic Table Tops Fixed Type for Double Leg Section Type A	Pair

MOT-VS600DK / DHK (Digital Type)



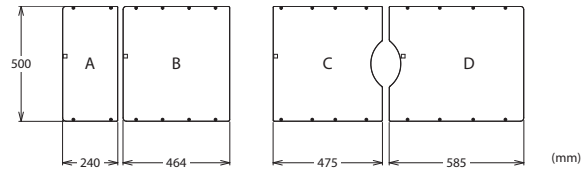
Product Code	Description	Quantity
A	18-091-00 Digital Radiographic Table Tops Fixed Type for Head Section Type A	Each
B	18-093-10 Digital Radiographic Table Tops Fixed Type for Back Section Type KA	Each
C	18-093-20 Digital Radiographic Table Tops Fixed Type for Seat Section Type KA	Each
D	18-090-50 Radiographic Table Tops Fixed Type for Double Leg Section Type A	Pair

MOT-VS500DK (Digital Type)



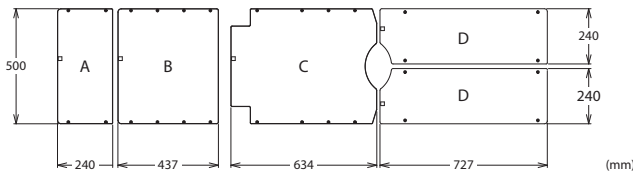
Product Code	Description	Quantity
A 18-091-00	Digital Radiographic Table Tops Fixed Type for Head Section Type A	Each
B 18-093-10	Digital Radiographic Table Tops Fixed Type for Back Section Type KA	Each
C 18-093-21	Digital Radiographic Table Tops Fixed Type for Seat Section Type KB	Each
D 18-090-51	Radiographic Table Tops Fixed Type for Double Leg Section Type B	Pair

MOT-VS500SK (Digital Type)



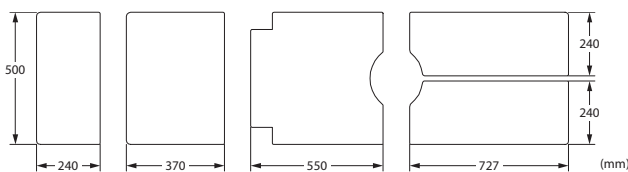
Product Code	Description	Quantity
A 18-091-00	Digital Radiographic Table Tops Fixed Type for Head Section Type A	Each
B 18-093-10	Digital Radiographic Table Tops Fixed Type for Back Section Type KA	Each
C 18-093-21	Digital Radiographic Table Tops Fixed Type for Seat Section Type KB	Each
D 18-091-61	Digital Radiographic Table Tops Fixed Type for Single Leg Section Type A-II	Each

MOT-VE100D (Digital Type)



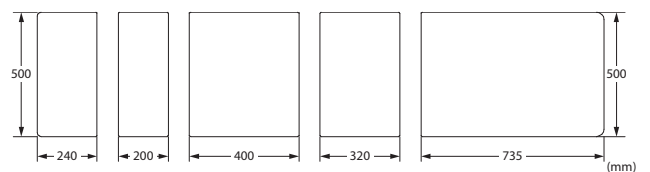
Product Code	Description	Quantity
A 18-091-00	Digital Radiographic Table Tops Fixed Type for Head Section Type A	Each
B 18-091-10	Digital Radiographic Table Tops Fixed Type for Back Section Type A	Each
C 18-091-20	Digital Radiographic Table Tops Fixed Type for Seat Section Type A	Each
D 18-090-51	Radiographic Table Tops Fixed Type for Double Leg Section Type B	Pair

MOT-5602BW (Digital Type)



Product Code	Description	Quantity
08-089-82	Digital Radiographic Table Tops Fixed Type for 5602BW	Set

MST-7300 Series (Digital Type)



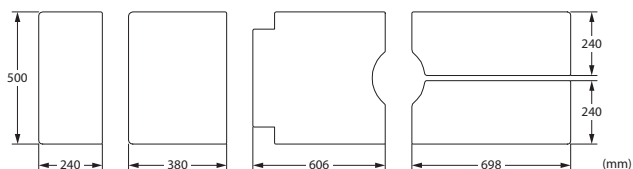
Product Code	Description	Quantity
08-089-86	Digital Radiographic Table Tops Fixed Type for 7300 Series	Set

Radiographic Table Top / Removable Type



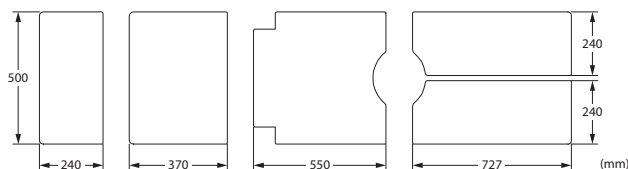
- Designed for optimal X-ray cassette use
- Refer to the list below for applicable type for your table
- Below models are sold as a set

MOT-5701 (Removable type)



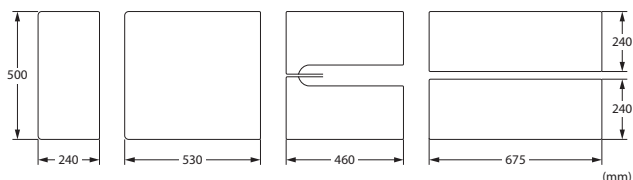
Product Code	Description	Quantity
08-088-61	Radiographic Table Top for MOT-5701	Set

MOT-5602 Series (Removable type)



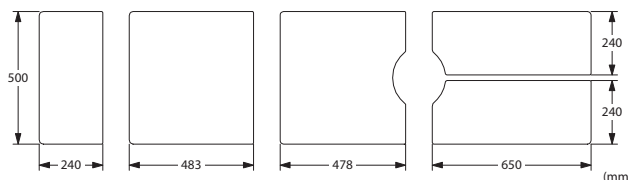
Product Code	Description	Quantity
08-088-20	Radiographic Table Top for MOT-5602SRMB	Set

MOS-1302B (Removable type)



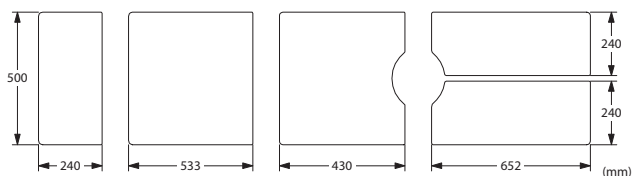
Product Code	Description	Quantity
08-088-59	Radiographic Table Tops for 1302B	Set

MOT-1602BW (Removable type)




Product Code	Description	Quantity
08-088-28	Radiographic Table Top for MOT-1602BW	Set

SPL-331 (Removable type)

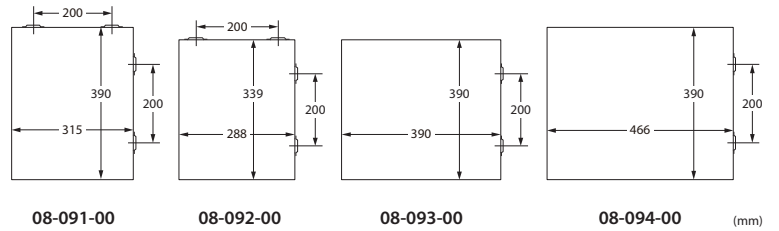


Product Code	Description	Quantity
08-088-22	Radiographic Table Tops for SPL-331	Set

Cassette Tray



- Holds x-ray cassettes with a hook-type handle

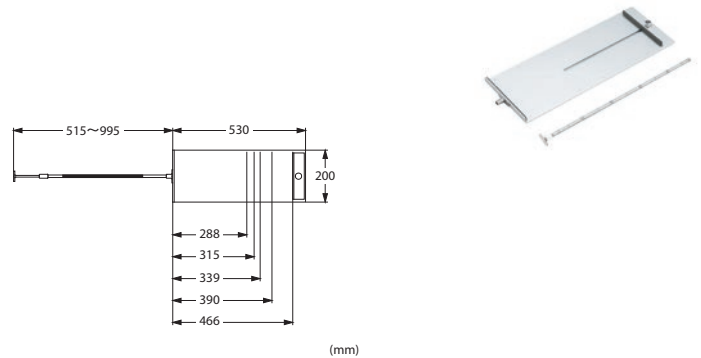


Product Code	Description	Quantity	Side Rail	Technical Information
08-091-00	Cassette Tray (390 x 315 mm)	Each	N/A	
08-092-00	Cassette Tray (339 x 288 mm)	Each	N/A	
08-093-00	Cassette Tray (390 x 390 mm)	Each	N/A	
08-094-00	Cassette Tray (390 x 466 mm)	Each	N/A	

Adjustable Cassette Tray



- Various cassettes can be used by adjusting width of the tray
- Scaled handle indicates insertion position
- Handle is removable

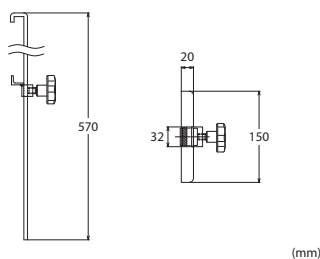


Product Code	Description	Quantity	Side Rail	Technical Information
08-095-50	Adjustable Cassette Tray	Each	N/A	

Lateral Cassette Holder



- Holds cassettes during lateral x-ray photography
- Adjustable height

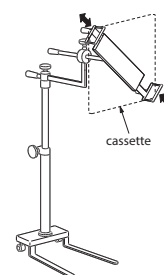
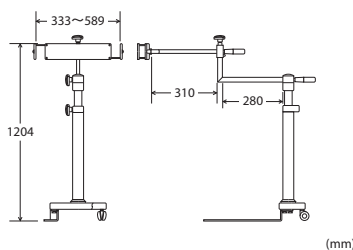


Product Code	Description	Quantity	Side Rail	Technical Information
08-089-05	Lateral Cassette Holder with Clamp Ver.2	Each	JP	
08-089-03-NC	Lateral Cassette Holder	Each	JP,US,EU	Requires Clamp for Flat Bar (Refer to p.47) US : 08-117-10 EU : 08-117-13 Universal : 08-111-20

Cassette Stand



- Portable stand for holding x-ray cassettes
- Legs slide under the table for optimal positioning



Product Code	Description	Quantity	Side Rail	Technical Information
08-090-01	Cassette Stand	Each	N/A	

Non CE marked

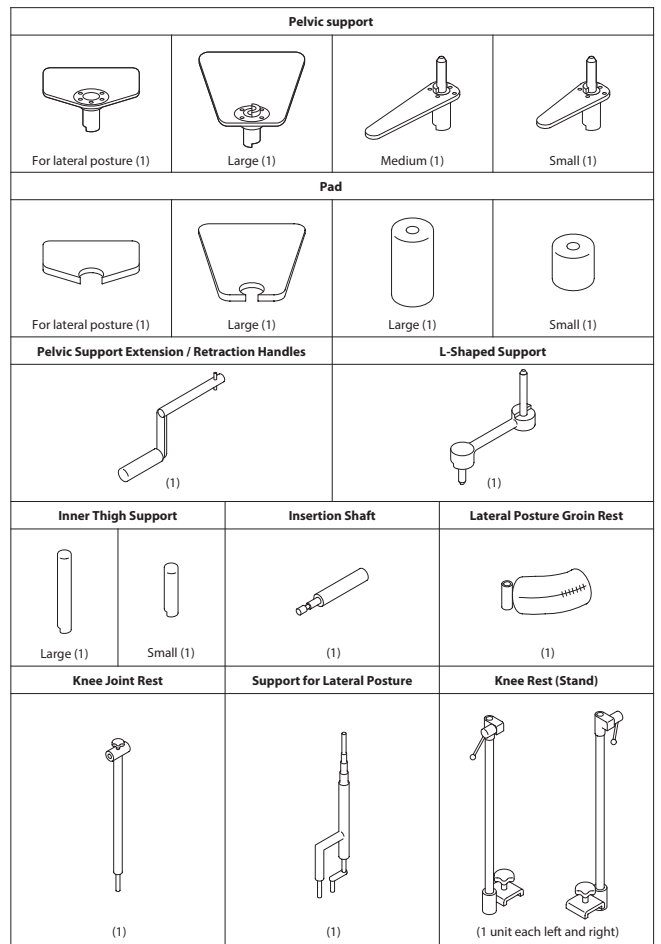
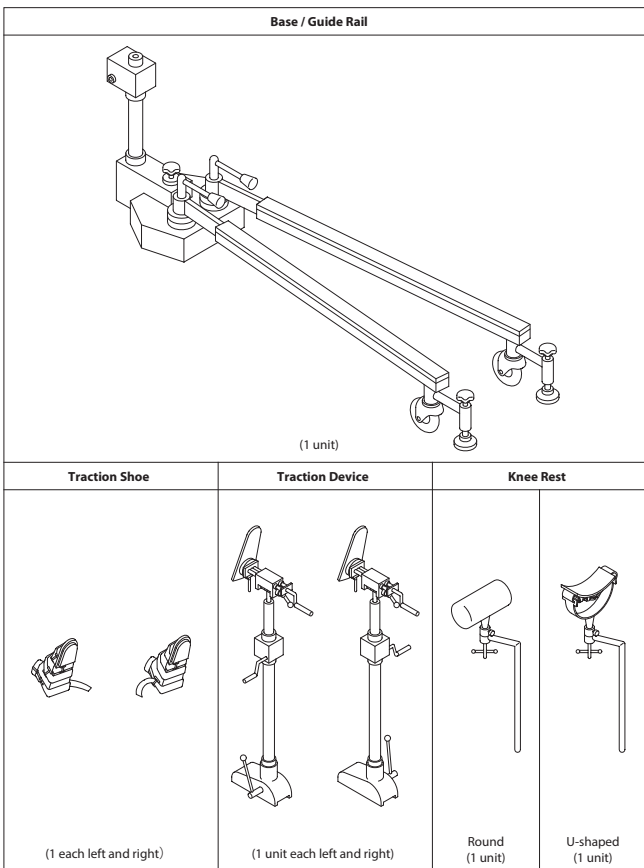
Leg Traction Device MOC-142



- Free standing lower extremity traction device
- Rolled into position and locked in place
- Does not attach to table
- Can be used with any MOT table including rotating top table

Product Code	Description	Quantity	Side Rail	Technical Information
08-051-00	Leg Traction Device MOC-142	Set	N/A	

Non CE marked



Traction Device

- Applicable surgery: femoral fracture, tibia fracture
- Good C-arm access

Applicable Tables	Technical Information
MOT-5602 Series MOT-5701 MOT-VS700UKI MOT-VS600 Series MOT-VS500 Series MOT-VE100D MOT-3602 MOT-3502	• Requires V Attachment and Cart for Traction Arm compatible with operating table (Refer to p.31 and p.32)

Recommended Combination of Accessories

Femoral Surgery / Supine



No.	Product Code	Description	Quantity	Side Rail
1	08-115-01	Traction Device Arm	Each	N/A
2	08-115-02	Extension Arm, Right/Left	Pair	N/A
3	08-115-04	Traction Device Right/Left	Pair	N/A
4	08-115-05	Traction Shoe Right/Left	Pair	N/A
5	08-115-07	Inner Thigh Column with Pad	Each	N/A
6	08-115-27	Support Rods	Pair	N/A
7	08-115-76	Wide Pelvic Support II	Each	N/A
8	08-115-77	Transfer Board II (Pin Fixation Type) ^{*1}	Each	N/A
9	08-115-10	Lower Limb Support ^{*1}	Pair	N/A

*1 Not shown in picture.

Femoral Surgery / Lateral



No.	Product Code	Description	Quantity	Side Rail
1	08-115-01	Traction Device Arm	Each	N/A
2	08-115-02	Extension Arm, Right/Left	Pair	N/A
3	08-115-04	Traction Device Right/Left	Pair	N/A
4	08-115-05	Traction Shoe Right/Left	Pair	N/A
6	08-115-27	Support Rods	Pair	N/A
9	08-115-10	Lower Limb Support	Pair	N/A
10	08-115-11	Inner Thigh Support with Pad for Traction in Lateral Posture	Each	N/A
11	08-115-12	Lower Thigh Support for Traction in Lateral Posture ^{*1}	Each	N/A
12	08-115-26	Pelvic Support Board ^{*2}	Each	JP
	08-115-26-R1	Pelvic Support Board (R1) ^{*2}	Each	US
	08-115-26-R2	Pelvic Support Board (R2) ^{*2}	Each	EU

*1 Not shown in picture. *2 Please select to match the side rail for your table.

Tibia Surgery



No.	Product Code	Description	Quantity	Side Rail
1	08-115-01	Traction Device Arm	Each	N/A
2	08-115-02	Extension Arm, Right/Left	Pair	N/A
3	08-115-04	Traction Device Right/Left	Pair	N/A
4	08-115-05	Traction Shoe Right/Left	Pair	N/A
6	08-115-27	Support Rods	Pair	N/A
9	08-115-10	Lower Limb Support	Pair	N/A
12	08-115-26	Pelvic Support Board ^{*2}	Each	JP
	08-115-26-R1	Pelvic Support Board (R1) ^{*2}	Each	US
	08-115-26-R2	Pelvic Support Board (R2) ^{*2}	Each	EU
13	08-115-09	L-Shaped Knee Rest with Pad	Each	N/A

*2 Please select to match the side rail for your table.

Optional Accessories

No.	Product Code	Description	Quantity	Side Rail
14	08-081-07	Accessory Cart for Traction Device	Each	JP
	08-081-07-R1	Accessory Cart for Traction Device (R1)	Each	US
	08-081-07-R2	Accessory Cart for Traction Device (R2)	Each	EU
15	08-115-08	Pelvic Support for Pediatric	Each	N/A
16	08-115-17	Traction Pulley	Each	N/A
17	08-115-18	Direct Traction Device	Each	N/A
18	08-115-19	Direct Traction Hook Attachment	Each	N/A
19	08-115-20	Movable Pelvic Support	Each	N/A
20	08-115-36	Inner Thigh Column	Each	N/A
21	08-115-37	Pad for Inner Thigh Column	Each	N/A
22	08-115-38	Lower Limb Support Clamp	Each	N/A
23	08-115-43	Carbon Fiber L Shaped Knee Rest with Pad	Each	N/A
24	08-115-45	Direct Traction Device for Borshards	Each	N/A
25	08-115-73	Lower Limb Support without Fixing Bracket	Each	N/A

Traction Accessories




- 1 Traction Device Arm**
Product Code 08-115-01
- 2 Extension Arm, Right/Left**
Product Code 08-115-02
- 3 Traction Device Right/Left**
Product Code 08-115-04
- 4 Traction Shoe Right/Left**
Product Code 08-115-05

- 5 Inner Thigh Column with Pad**
Product Code 08-115-07
- 6 Support Rods**
Product Code 08-115-27
- 7 Wide Pelvic Support II**
Product Code 08-115-76
- 8 Transfer Board II (Pin Fixation Type)**
Product Code 08-115-77



9 Lower Limb Support
Product Code 08-115-10



12 Pelvic Support Board
Product Code 08-115-26



12 Pelvic Support Board (R1)
Product Code 08-115-26-R1



10 Inner Thigh Support with Pad for Traction in Lateral Posture
Product Code 08-115-11



12 Pelvic Support Board (R2)
Product Code 08-115-26-R2



11 Lower Thigh Support for Traction in Lateral Posture
Product Code 08-115-12



13 L-Shaped Knee Rest with Pad
Product Code 08-115-09

Optional Accessories



14 Accessory Cart for Traction Device
Product Code 08-081-07



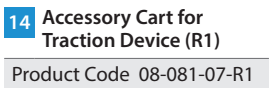
16 Traction Pulley
Product Code 08-115-17



19 Movable Pelvic Support
Product Code 08-115-20



23 Carbon Fiber L Shaped Knee Rest with Pad
Product Code 08-115-43



14 Accessory Cart for Traction Device (R1)
Product Code 08-081-07-R1



17 Direct Traction Device
Product Code 08-115-18



20 Inner Thigh Column
Product Code 08-115-36



24 Direct Traction Device for Borshards
Product Code 08-115-45



15 Pelvic Support for Pediatric
Product Code 08-115-08



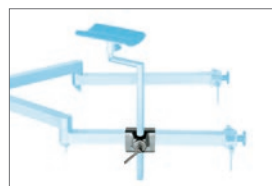
18 Direct Traction Hook Attachment
Product Code 08-115-19



21 Pad for Inner Thigh Column
Product Code 08-115-37



25 Lower Limb Support without Fixing Bracket
Product Code 08-115-73

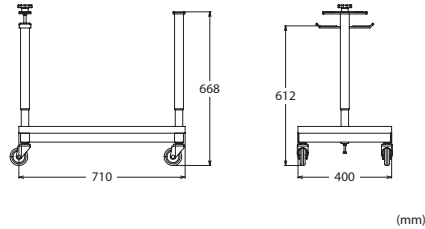


22 Lower Limb Support Clamp
Product Code 08-115-38

Cart for Traction Arm



- Simplifies installation of Leg Traction Device

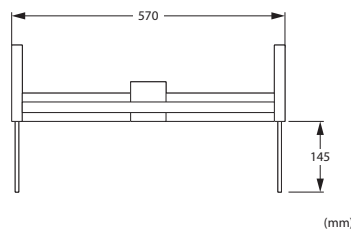


Product Code	Description	Quantity	Side Rail	Applicable Tables
08-115-21	Cart for Traction Arm	Each	N/A	MOS-1302B
08-115-39	Cart for Traction Arm Type II	Each	N/A	MOT-5602 Series
08-115-40	Cart for Traction Arm Type III	Each	N/A	MOT-5602 Series *When used with Radiographic Table Tops
08-115-41	Cart for Traction Arm Type IV	Each	N/A	MOT-3502 MOT-VS700UKI MOT-VS600 Series *When used with Radiographic Table Tops
08-115-42	Cart for Traction Arm Type V	Each	N/A	MOT-VS500 Series MOT-VE100D MOT-3602 MOT-3502 *When used with Radiographic Table Tops
08-115-55	Cart for Traction Arm Type VI	Each	N/A	MOT-VS700UKI MOT-VS600 Series MOT-VS500 Series MOT-VE100D MOT-3602

V Attachment Side Rail Type



- Required to attach the Traction Device to the operating table
- After removing the leg section, attach it to the side rail of the seat section

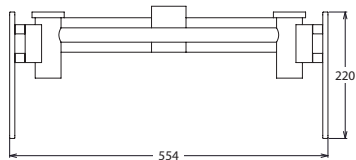


Product Code	Description	Quantity	Side Rail	Applicable Tables
08-115-30	V Attachment Side Rail Type	Each	JP	MOT-5602 Series MOT-VS700UKI
08-115-30-R1	V Attachment Side Rail Type (R1)	Each	US	MOT-VS600 Series MOT-VS500DK Series
08-115-30-R2	V Attachment Side Rail Type (R2)	Each	EU	MOT-VE100D
08-115-31	V Attachment Side Rail Type for Radiographic Table Top	Each	JP	MOT-5602 Series MOT-VS700UKI
08-115-31-R1	V Attachment Side Rail Type for Radiographic Table Top (R1)	Each	US	MOT-VS600 Series MOT-VS500DK Series
08-115-31-R2	V Attachment Side Rail Type for Radiographic Table Top (R2)	Each	EU	MOT-VE100D *When used with Radiographic Table Tops

V Attachment Pin Type



- Required to attach the Traction Device to the operating table
- After removing the leg section, attach it by inserting the pin of the seat section into the attachment hole



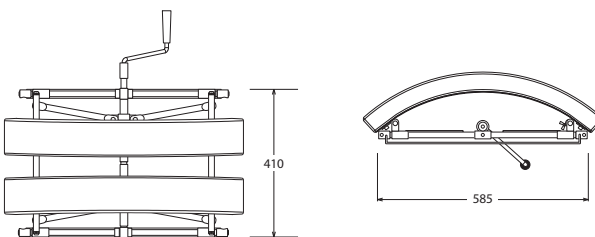
(mm)

Product Code	Description	Quantity	Side Rail	Applicable Tables
08-115-23	V Attachment Pin Type	Each	JP	MOT-VS500SK Series
08-115-23-R1	V Attachment Pin Type (R1)	Each	US	MOT-3502
08-115-23-R2	V Attachment Pin Type (R2)	Each	EU	MOT-3602
08-115-24	V Attachment Pin Type for Radiographic Table Top	Each	JP	MOT-VS500SK Series
08-115-24-R1	V Attachment Pin Type for Radiographic Table Top (R1)	Each	US	MOT-3502
08-115-24-R2	V Attachment Pin Type for Radiographic Table Top (R2)	Each	EU	MOT-3602 *When used with Radiographic Table Tops

Spinal Frame



- For spinal surgery
- Curved frame can be flexed with a handle
- Enables space between vertebraes




(mm)

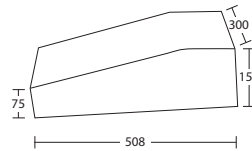
Product Code	Description	Quantity	Side Rail	Technical Information
02-120-00	GM-98 Spinal Frame	Each	N/A	

Non CE marked

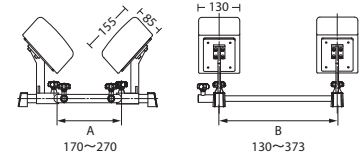
Four-Point Spinal Frame



- For spinal surgery
- Supports patient at four points with soft polymer gel cushions
- Reduced abdominal pressure by allowing patient's abdomen to hang freely



(mm)



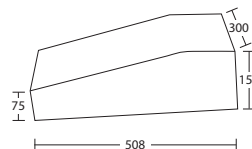
(mm)

Product Code	Description	Quantity	Side Rail	Technical Information
02-121-00	Four-Point Spinal Frame	Each	N/A	Pillow included

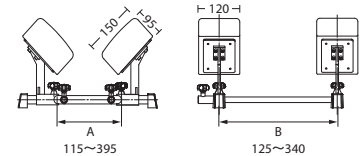
Radiolucent Carbon Fiber Four-Point Spinal Frame



- For spinal surgery
- 360° radiolucent
- Supports patient at four points with soft polymer gel cushions
- Reduced abdominal pressure by allowing patient's abdomen to hang freely



(mm)



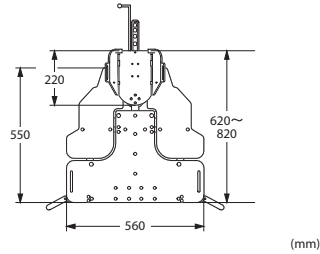
(mm)

Product Code	Description	Quantity	Side Rail	Technical Information
02-121-10	Radiolucent Carbon Fiber Four Point Spinal Frame	Each	N/A	Pillow included

Shoulder Positioner



- For arthroscopic, open shoulder surgery and joint replacement
- Provides secure beach chair position
- Can be lifted by electric power
- Back plate is detachable so that surgical site will be radiolucent
- Good C-arm access



Product Code	Description	Quantity	Side Rail	Technical Information
08-068-22	Shoulder Positioner without Pad	Each	JP,US,EU	<ul style="list-style-type: none"> • Pad not included • Applicable tables: MOT-5701 MOT-VS700UKI MOT-VS600 Series MST-7300 Series MOT-3602

Pad

Product Code	Description	Quantity	Side Rail	Technical Information
08-068-23	Pad for Shoulder Positioner	Set	N/A	

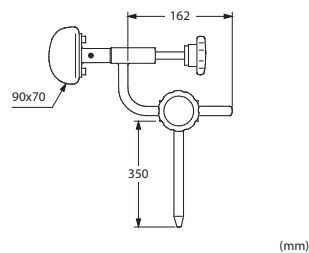
Replacement Pad

Product Code	Description	Quantity	Side Rail	Technical Information
08-068-24	Shoulder Positioner Replacement Strap for Head Support	Each	N/A	
08-068-25	Shoulder Positioner Replacement Pad, Head Section	Each	N/A	
08-068-26	Shoulder Positioner Replacement Pad, Shoulder Section	Each	N/A	
08-068-27	Shoulder Positioner Replacement Pad, Back Section	Each	N/A	

Pubis Support



- Supports pubis in lateral procedure
- Rotatable pad enables more stable support by conforming to patient's body

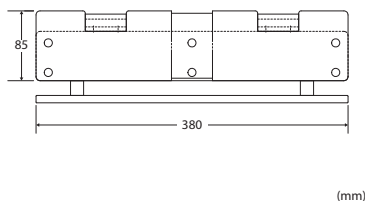


Product Code	Description	Quantity	Side Rail	Technical Information
08-078-32	Pubis Support with Clamp	Each	JP	
08-078-32-NC	Pubis Support (NC)	Each	JP,US,EU	Requires Clamp for Round Bar (Refer to p.47) US : 08-117-09 EU : 08-117-11 Universal : 08-110-20

Table Side Extension



- Extends width of table by attaching to side rail



Product Code	Description	Quantity	Side Rail	Technical Information
08-086-06	Table Side Extension	Each	JP	Pad not included
08-086-06-R1	Table Side Extension (R1)	Each	US	
08-086-06-R2	Table Side Extension (R2)	Each	EU	

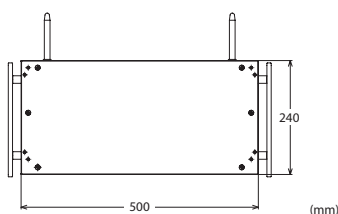
Pad

Product Code	Description	Quantity	Side Rail	Technical Information
08-086-33	70mm Pad for Table Side Extension	Each	N/A	
08-086-34	90mm Pad for Table Side Extension	Each	N/A	
08-086-35	110mm Pad for Table Side Extension	Each	N/A	Suitable when Radiographic Table Top is used with pad

Head Extension II



- Extends length of table to the head side
- Install between the head and back section
- Provides wider imaging area



Product Code	Description	Quantity	Side Rail	Technical Information
08-075-90	Head Extension II	Each	JP	<ul style="list-style-type: none"> • Pad not included • Applicable tables: MOT-5602 Series MOT-5701 MOT-VS700UKI MOT-VS600 Series MOT-VS500 Series MOT-VE100D MST-7201 Series MST-7300 Series MOT-3602 MOT-3502 MOT-6302 MOT-1602BW
08-075-90-R1	Head Extension II (R1)	Each	US	
08-075-90-R2	Head Extension II (R2)	Each	EU	


Radiographic Table Top

Product Code	Description	Quantity	Side Rail	Technical Information
08-083-02	Radiographic Table Tops Fixed Type for Head Extension (240mm)	Each	JP,US,EU	
08-083-22	Digital Radiographic Table Tops Fixed Type for Head Extension (240mm)	Each	JP,US,EU	

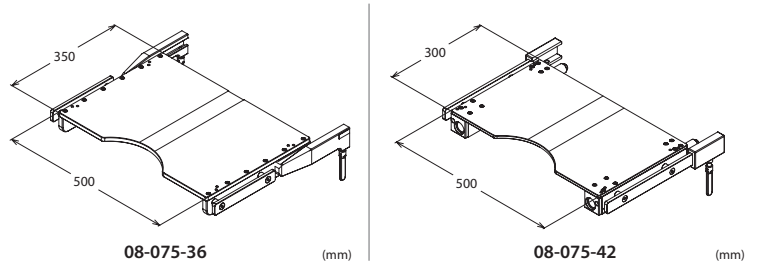
Pad

Product Code	Description	Quantity	Side Rail	Technical Information
18-042-00	Mizuho Original Pad for Head Section Type A	Each	N/A	

Seat Extension



- Extends seat section by attaching to side rail
- Provides wider imaging area



Product Code	Description	Quantity	Side Rail	Technical Information
08-075-36	Seat Extension (350mm)	Each	JP	<ul style="list-style-type: none"> • Pad not included • Applicable tables: MOT-5602 Series MOT-VS500DK Series MOT-VE100D MOT-1602BW • Transfer Board II (08-070-57) can be attached for holding patient's legs (Refer to p.11)
08-075-36-R1	Seat Extension (350mm) (R1)	Each	US	
08-075-36-R2	Seat Extension (350mm) (R2)	Each	EU	
08-075-42	Seat Extension for 5701	Each	JP	<ul style="list-style-type: none"> • Pad not included • Applicable tables: MOT-5701 MOT-VS600 Series • Leg section can be attached
08-075-42-R1	Seat Extension for 5701 (R1)	Each	US	
08-075-42-R2	Seat Extension for 5701 (R2)	Each	EU	

Radiographic Table Top

Product Code	Description	Quantity	Side Rail	Technical Information
08-083-01	Radiographic Table Tops Fixed Type for Seat Extension (350mm)	Each	JP,US,EU	To be used for: 08-075-36 08-075-36-R1 08-075-36-R2
08-083-21	Digital Radiographic Table Tops Fixed Type for Seat Extension (350mm)	Each	JP,US,EU	
08-083-00	Radiographic Table Tops Fixed Type for Seat Extension (300mm)	Each	JP,US,EU	
08-083-20	Digital Radiographic Table Tops Fixed Type for Seat Extension (300mm)	Each	JP,US,EU	To be used for: 08-075-42 08-075-42-R1 08-075-42-R2

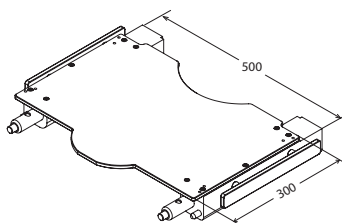
Pad

Product Code	Description	Quantity	Side Rail	Technical Information
08-083-61	Mizuho Original Pad for Seat Extension (350mm)	Each	N/A	To be used for: 08-075-36 08-075-36-R1 08-075-36-R2
08-083-60	Mizuho Original Pad for Seat Extension (300mm)	Each	N/A	To be used for: 08-075-42 08-075-42-R1 08-075-42-R2

Seat Extension II



- Provides wider imaging area by extending the seat section



(mm)

Product Code	Description	Quantity	Side Rail	Technical Information
08-075-52	Seat Extension II (300mm)	Each	JP	<ul style="list-style-type: none"> • Pad not included • Applicable tables: MOT-VS700UKI • Leg section can be attached
08-075-52-R1	Seat Extension II (300mm) (R1)	Each	US	
08-075-52-R2	Seat Extension II (300mm) (R2)	Each	EU	


Radiographic Table Top

Product Code	Description	Quantity	Side Rail	Technical Information
08-083-00	Radiographic Table Tops Fixed Type for Seat Extension (300mm)	Each	JP,US,EU	To be used for: 08-075-52 08-075-52-R1 08-075-52-R2
08-083-20	Digital Radiographic Table Tops Fixed Type for Seat Extension (300mm)	Each	JP,US,EU	

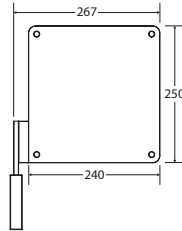
Pad

Product Code	Description	Quantity	Side Rail	Technical Information
08-083-60	Mizuho Original Pad for Seat Extension (300mm)	Each	N/A	To be used for: 08-075-52 08-075-52-R1 08-075-52-R2

Leg Extension



- Extends leg section by attaching to side rail



(mm)

Product Code	Description	Quantity	Side Rail	Technical Information
08-075-30	Leg Extension for 5700 Series	Pair	JP	<ul style="list-style-type: none"> • Pad not included • Applicable tables: MOT-5602 Series MOT-5701 MOT-VS700UKI MOT-VS600 Series MOT-VS500 Series MOT-VE100D MST-7201 Series MST-7300 Series MOT-3602 MOT-3502 MOT-6302 MOT-1602BW SPL-331
08-075-30-R1	Leg Extension for 5700 Series (R1)	Pair	US	
08-075-30-R2	Leg Extension for 5700 Series (R2)	Pair	EU	


Radiographic Table Top

Product Code	Description	Quantity	Side Rail	Technical Information
08-083-04	Radiographic Table Tops Fixed Type for Leg Extension	Pair	JP,US,EU	

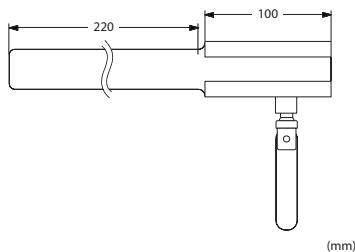
Pad

Product Code	Description	Quantity	Side Rail	Technical Information
08-083-62	Mizuho Original Pad for Leg Extension	Pair	N/A	

Side Rail Extension



- For attachment of additional accessories
- Easily attaches to side rails

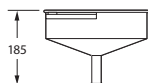
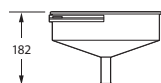
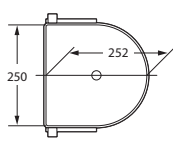
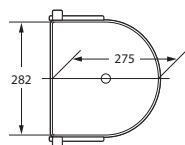
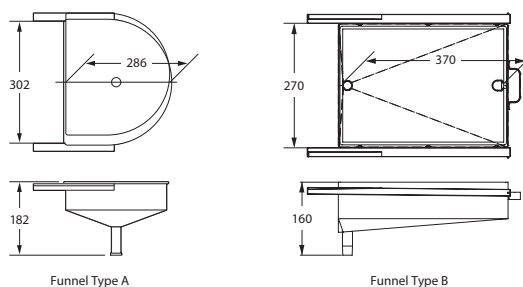


Product Code	Description	Quantity	Side Rail	Technical Information
08-115-32	Side Rail Extension, 220mm (Pair)	Pair	JP	

Uro Drain Tray Set

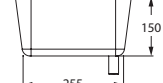
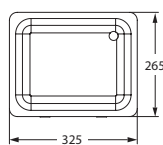


- Collects waste fluids during urology and gynecology procedures
- Stainless steel tray stowed under table when not in use

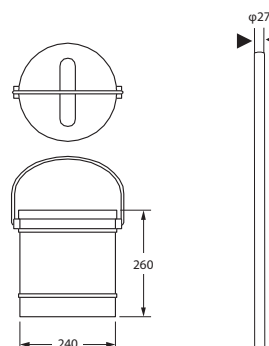


Funnel Type C

Funnel Type D



Funnel Type E



Waste Container,
Max 9000cc


Hose

(mm)

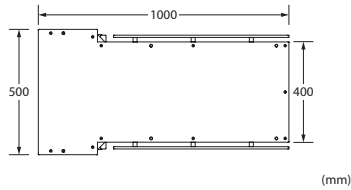
Product Code	Description	Quantity	Side Rail	Applicable Tables	Funnel
08-095-08	Uro Drain Tray Set for 5602SRMB	Set	JP,US,EU	MOT-5602 Series	Type A
08-095-13	Uro Drain Tray Set for 3600 & 3500 Series, 5801	Set	JP,US,EU	MOT-VS500 Series MOT-VE100D MOT-3602 MOT-3502	Type B
08-095-15	Uro Drain Tray Set for 5701	Set	JP,US,EU	MOT-5701 MOT-VS600 Series	Type C
08-095-16	Uro Drain Tray Set for 1602BW, 6300 & 6700 Series	Set	JP,US,EU	MOT-1602BW	Type D
08-095-19	Uro Drain Tray for SPL-331	Set	JP	SPL-331	Type E
08-095-20	Waste Container with Hose	Set	N/A		

*For SPL-331, the complete uro drain tray set will be the combination of 08-095-19 and 08-095-20.

Back Section Board Attachment for Pediatric



- 40cm width allows for improved surgeon ergonomics



Product Code	Description	Quantity	Side Rail	Technical Information
08-068-31	Back Section Board Attachment for Pediatric	Each	JP	• Pad not included. • Applicable tables: MOT-5701 MOT-VS700UKI MOT-VS600 Series MOT-VS500SK Series MST-7300 Series MOT-3602 *MOT-VS500DK Series *MOT-VE100D *When used with Leg-Side Reversal Adapter
08-068-31-R1	Back Section Board Attachment for Pediatric (R1)	Each	US	
08-068-31-R2	Back Section Board Attachment for Pediatric (R2)	Each	EU	

Radiographic Table Top

Product Code	Description	Quantity	Side Rail	Technical Information
08-083-06	Radiographic Table Tops Fixed Type for Back Section Board Attachment for Pediatric	Each	JP,US,EU	

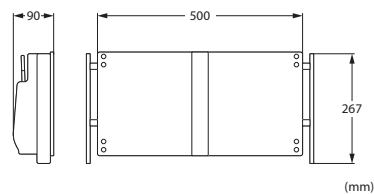
Pad

Product Code	Description	Quantity	Side Rail	Technical Information
08-083-63	Mizuho Original Pad for Back Section Board Attachment for Pediatric	Each	N/A	

Back Section Board Short



- To be used to adjust table length according to patient size
- Shorter table length allows for easier anesthesia control



Product Code	Description	Quantity	Side Rail	Technical Information
08-007-21	Back Section Board Short	Each	JP	• Pad not included • Applicable tables: MOT-5701 MOT-VS700UKI MOT-VS600 Series
08-007-21-R1	Back Section Board Short (R1)	Each	US	
08-007-21-R2	Back Section Board Short (R2)	Each	EU	

Radiographic Table Top

Product Code	Description	Quantity	Side Rail	Technical Information
08-083-03	Radiographic Table Tops Fixed Type for Back Section Board Short	Each	JP,US,EU	
08-083-23	Digital Radiographic Table Tops Fixed Type for Back Section Board Short	Each	JP,US,EU	

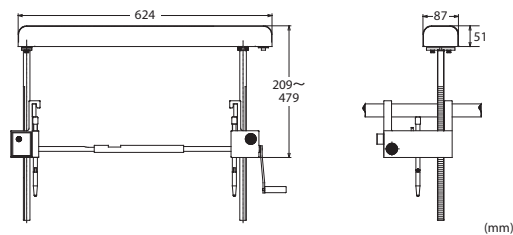
Pad

Product Code	Description	Quantity	Side Rail	Technical Information
08-083-64	Mizuho Original Pad (252mm)	Each	N/A	70mm height

Kidney Bridge



- Enhances the flex of patient
- Can be lifted up to 270mm (including pad)

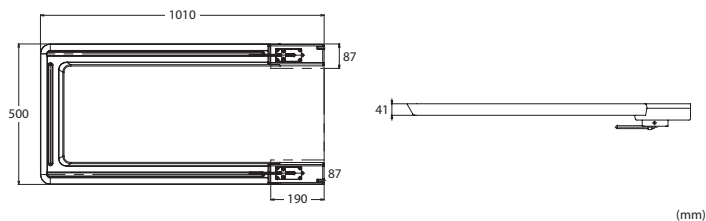


Product Code	Description	Quantity	Side Rail	Technical Information
08-096-02	Kidney Bridge with Pad	Each	JP	<ul style="list-style-type: none"> • Manual operation • Applicable tables: MOT-5602 Series MOT-5701 MOT-VS700UKI MOT-VS600 Series MOT-VS500 Series MOT-VE100D MST-7201 Series MST-7300 Series SPL-331 MOT-3602 MOT-3502 MOT-6302 MOT-1602BW

100cm Carbon Fiber Extension II



- Radiolucent
- 360-degree imaging
- Quick and easy attachment
- Length can be chosen according to patient size, type of surgery



Product Code	Description	Quantity	Side Rail	Technical Information
08-070-54	100cm Carbon Fiber Extension II	Each	JP,US,EU	<ul style="list-style-type: none"> • Pad not included • Applicable tables: MOT-5701 MOT-VS700UKI MOT-VS600 Series MOT-VS500SK Series MST-7300 Series MOT-3602 MOT-3502 MOT-6302 *MOT-VS500DK Series *MOT-VE100D *When used with Leg-Side Reversal Adapter • For Side Rail Adaptor refer to p.48

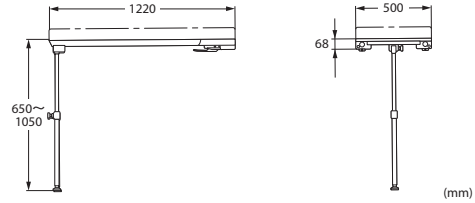
Pad

Product Code	Description	Quantity	Side Rail	Technical Information
08-083-65	70mm Mizuho Original Pad for 100cm Carbon Fiber Extension	Each	N/A	
08-083-66	110mm Mizuho Original Pad for 100cm Carbon Fiber Extension	Each	N/A	Suitable when Radiographic Table Top is used with pad

122cm Carbon Fiber Extension II



- Radiolucent
- 360-degree imaging
- Quick and easy attachment
- Length can be chosen according to patient size, type of surgery
- Added stability with adjustable support rod



Product Code	Description	Quantity	Side Rail	Technical Information
08-070-55	122cm Carbon Fiber Extension II	Each	JP,US,EU	<ul style="list-style-type: none"> • Pad not included • Applicable tables: MOT-5701 MOT-VS700UKI MOT-VS600 Series MOT-VS500SK Series MST-7300 Series MOT-3602 MOT-3502 MOT-6302 *MOT-VS500DK Series *MOT-VE100D *When used with Leg-Side Reversal Adapter • For Side Rail Adaptor refer to p.48

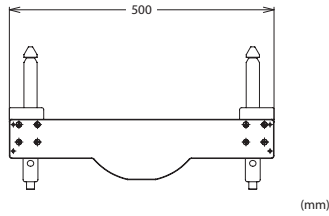

Pad

Product Code	Description	Quantity	Side Rail	Technical Information
08-083-67	70mm Mizuho Original Pad for 122cm Carbon Fiber Extension	Each	N/A	
08-083-68	110mm Mizuho Original Pad for 122cm Carbon Fiber Extension	Each	N/A	Suitable when Radiographic Table Top is used with pad

Leg-Side Reversal Adapter

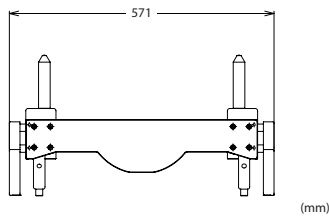
- An adapter for reverse position
- After removing the leg section and attaching the adapter to the seat section, you can attach adaptive accessories

Leg-Side Reversal Adapter A



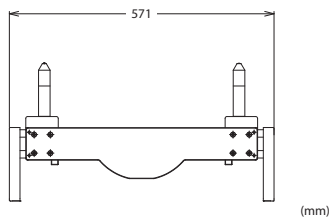
Product Code	Description	Quantity	Side Rail	Technical Information
08-077-70	Leg-Side Reversal Adapter A	Each	JP,US,EU	<ul style="list-style-type: none"> • Pad not included • Applicable Table: MOT-VS700UKI

Leg-Side Reversal Adapter B



Product Code	Description	Quantity	Side Rail	Technical Information
08-077-60	Leg-Side Reversal Adapter B	Each	JP	<ul style="list-style-type: none"> • Pad not included • Applicable Tables: MOT-VS600 Series
08-077-60-R1	Leg-Side Reversal Adapter B (R1)	Each	US	
08-077-60-R2	Leg-Side Reversal Adapter B (R2)	Each	EU	

Leg-Side Reversal Adapter C



Product Code	Description	Quantity	Side Rail	Technical Information
08-077-50	Leg-Side Reversal Adapter C	Each	JP	<ul style="list-style-type: none"> • Pad not included • Applicable Tables: MOT-VS500DK Series, MOT-VE100D
08-077-50-R1	Leg-Side Reversal Adapter C (R1)	Each	US	
08-077-50-R2	Leg-Side Reversal Adapter C (R2)	Each	EU	

Radiographic Table Top

Product Code	Description	Quantity	Side Rail	Technical Information
18-097-00	Digital Radiographic Table Top for Leg-Side Reversal Adapter	Each	JP,US,EU	<ul style="list-style-type: none"> • To be used for: Leg-Side Reversal Adapter A, B, C

Pad

Product Code	Description	Quantity	Side Rail	Technical Information
18-042-90	Mizuho Original Pad for Leg-Side Reversal Adapter	Each	N/A	<ul style="list-style-type: none"> • To be used for: Leg-Side Reversal Adapter A, B, C

Foot Switch

- For table operation
- Pedal function:
 - Left: Elevation
 - Middle: Trendelenburg
 - Right: Lateral tilt



Product Code	Description	Quantity	Side Rail	Applicable Tables
18-443-30	Foot Switch for 5701	Each	N/A	MOT-5701

Non CE marked



Product Code	Description	Quantity	Side Rail	Applicable Tables
18-443-43	Foot Switch	Each	N/A	MOT-VS700UKI MST-7300 Series



Product Code	Description	Quantity	Side Rail	Applicable Tables
18-443-50	Foot Switch TypeA	Each	N/A	MOT-VS600 Series MOT-VS500DK-IF MOT-VS500SK-IF

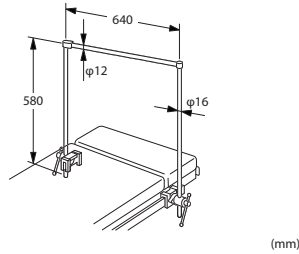


Product Code	Description	Quantity	Side Rail	Applicable Tables
18-443-20	Foot Switch TypeB	Each	N/A	MOT-5602 Series MOT-3502 MOT-6302 MOS-1300B/1302B VACB-3006B

Anesthesia Frame



- For use with sterile covers
- Adjustable height
- Attaches securely to side rails

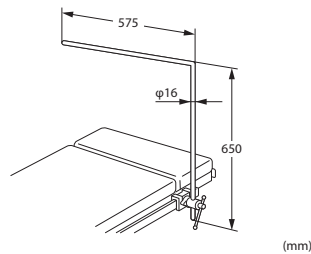


Product Code	Description	Quantity	Side Rail	Technical Information
08-060-02	Anesthesia Frame with Clamp	Each	JP	
08-060-02-R1	Anesthesia Frame with Clamp (R1)	Each	US	
08-060-02-R2	Anesthesia Frame with Clamp (R2)	Each	EU	

Anesthesia Screen L Type



- For use with sterile covers
- Adjustable height
- Adjustable horizontal orientation

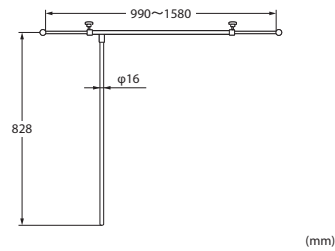


Product Code	Description	Quantity	Side Rail	Technical Information
08-062-00	Anesthesia Screen L Type with Clamp	Each	JP	
08-062-00-R1	Anesthesia Screen L Type with Clamp (R1)	Each	US	
08-062-00-R2	Anesthesia Screen L Type with Clamp (R2)	Each	EU	

Anesthesia Screen Extension



- For use with sterile covers
- Adjustable height
- Adjustable width

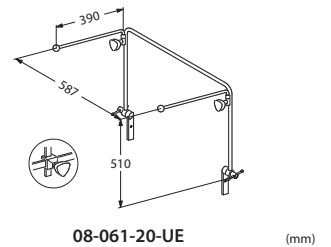
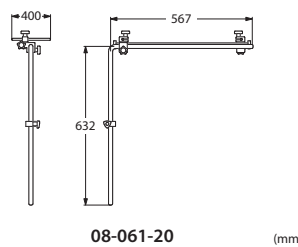


Product Code	Description	Quantity	Side Rail	Technical Information
08-061-40	Anesthesia Screen Extension with Clamp	Each	JP	
08-061-40-R1	Anesthesia Screen Extension with Clamp (R1)	Each	US	
08-061-40-R2	Anesthesia Screen Extension with Clamp (R2)	Each	EU	

Anesthesia Screen Wing Type




- For use with sterile covers
- Adjustable height
- Widens support surface for sterile cover
- Wings can be swivelled




Product Code	Description	Quantity	Side Rail	Technical Information
08-061-20	Anesthesia Screen Wing Type with Clamp	Each	JP	
08-061-20-UE	Anesthesia Screen Wing Type (UE)	Each	JP,US,EU	Requires two Clamps for Flat Bar (Refer to p.47) US : 08-117-10 EU : 08-117-13 Universal : 08-111-20

Clamp



Clamp for Round Bar

Product Code	Description	Quantity	Side Rail	Technical Information
08-110-01	Clamp for Round Bar	Each	JP	φ16mm
08-117-09	Clamp for Round Bar (R1)	Each	US	φ16mm
08-117-11	Clamp for Round Bar (R2)	Each	EU	φ16mm
09-228-12	Side Rail Clamp (φ18mm)	Each	JP	φ18mm Non C € marked



Universal Clamp for Round Bar

Can be used for JP, US, EU side rails

Product Code	Description	Quantity	Side Rail	Technical Information
08-110-20	Universal Clamp for Round Bar	Each	JP,US,EU	φ16mm



Clamp for Flat Bar

Product Code	Description	Quantity	Side Rail	Technical Information
08-111-11	Clamp for Flat Bar Ver.2	Each	JP	
08-117-10	Clamp for Flat Bar Ver.2 (R1)	Each	US	
08-117-13	Clamp for Flat Bar Ver.2 (R2)	Each	EU	



Universal Clamp for Flat Bar

Can be used for JP, US, EU side rails

Product Code	Description	Quantity	Side Rail	Technical Information
08-111-20	Universal Clamp for Flat Bar	Each	JP,US,EU	



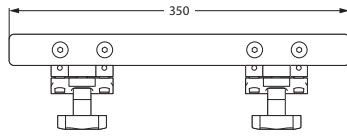
Multi Clamp

Can be used for accessories with both flat and round bar

Product Code	Description	Quantity	Side Rail	Technical Information
08-110-11	Multi Clamp	Each	JP	φ16mm

Side Rail Adaptor

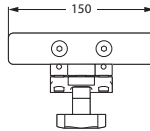
Side Rail Adaptor, Long for Carbon Fiber Board



(mm)

Product Code	Description	Quantity	Side Rail	Technical Information
08-113-01	Side Rail Adaptor, Long for Carbon Fiber Board	Each	JP	
08-113-01-R1	Side Rail Adaptor, Long for Carbon Fiber Board (R1)	Each	US	
08-113-01-R2	Side Rail Adaptor, Long for Carbon Fiber Board (R2)	Each	EU	

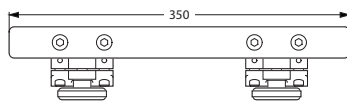
Side Rail Adaptor, Short for Carbon Fiber Board



(mm)

Product Code	Description	Quantity	Side Rail	Technical Information
08-113-02	Side Rail Adaptor, Short for Carbon Fiber Board	Each	JP	When attaching armboards, please use "Locking Type Armboard" on p.1
08-113-02-R1	Side Rail Adaptor, Short for Carbon Fiber Board (R1)	Each	US	
08-113-02-R2	Side Rail Adaptor, Short for Carbon Fiber Board (R2)	Each	EU	

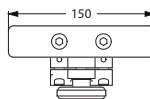
Side Rail Adaptor II, Long for Carbon Fiber Board



(mm)

Product Code	Description	Quantity	Side Rail	Technical Information
08-113-10	Side Rail Adaptor II, Long for Carbon Fiber Board	Each	JP	Knobs can be removed after attaching to the board
08-113-10-R1	Side Rail Adaptor II, Long for Carbon Fiber Board (R1)	Each	US	
08-113-10-R2	Side Rail Adaptor II, Long for Carbon Fiber Board (R2)	Each	EU	


Side Rail Adaptor II, Short for Carbon Fiber Board



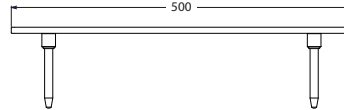
(mm)

Product Code	Description	Quantity	Side Rail	Technical Information
08-113-11	Side Rail Adaptor II, Short for Carbon Fiber Board	Each	JP	<ul style="list-style-type: none"> Knobs can be removed after attaching to the board When attaching armboards, please use "Locking Type Armboard" on p.1
08-113-11-R1	Side Rail Adaptor II, Short for Carbon Fiber Board (R1)	Each	US	
08-113-11-R2	Side Rail Adaptor II, Short for Carbon Fiber Board (R2)	Each	EU	

Headside Rail



- Auxiliary rail when the head section is removed
- Attach to the back section



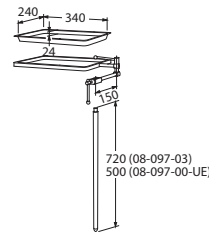
(mm)

Product Code	Description	Quantity	Side Rail	Technical Information
08-113-50	Headside Rail	Each	JP	Only hand controller is attachable
08-113-50-R1	Headside Rail (R1)	Each	US	
08-113-50-R2	Headside Rail (R2)	Each	EU	

Instrument Tray



- Two joints allow for horizontal swivel
- Adjustable height



(mm)

Product Code	Description	Quantity	Side Rail	Technical Information
08-097-03	Instrument Tray with Clamp	Each	JP	
08-097-00-UE	Instrument Tray (UE)	Each	JP,US,EU	Requires Clamp for Round Bar (Refer to p.47) US : 08-117-09 EU : 08-117-11 Universal : 08-110-20

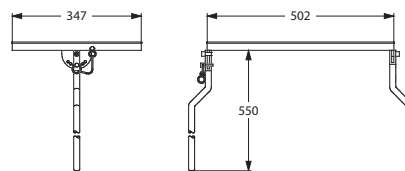
Tray

Product Code	Description	Quantity	Side Rail	Technical Information
08-097-01	Tray	Each	N/A	

Adjustable Instrument Tray



- Keeps the angle of tray when table is in Trendelenburg position
- Height adjustable using clamp



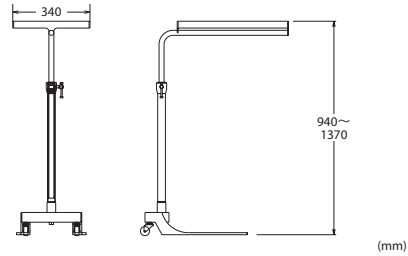
(mm)

Product Code	Description	Quantity	Side Rail	Technical Information
08-098-01	Adjustable Instrument Tray with Clamps	Each	JP	
08-098-01-NC	Adjustable Instrument Tray (NC)	Each	JP,US,EU	Requires two Clamps for Round Bar (Refer to p.47) US : 08-117-09 EU : 08-117-11 Universal : 08-110-20

Mayo Instrument Tray with Stand



- Flat legs are easy to insert under table base
- Adjustable height



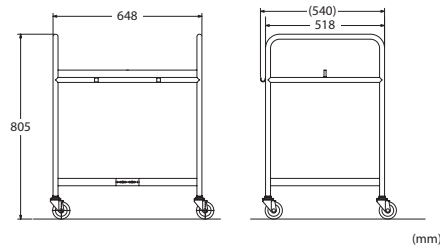
Product Code	Description	Quantity	Side Rail	Technical Information
08-333-00	Mayo Instrument Tray with Stand	Each	N/A	

Non CE marked

Accessory Cart (A)



- Multipurpose cart
- Easy transportation and storage of accessories



Product Code	Description	Quantity	Side Rail	Technical Information
08-081-01	Accessory Cart (A)	Each	JP	

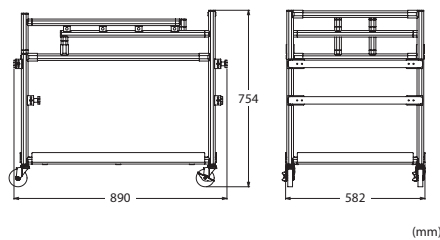
Accessory Cart (B)



- Multipurpose cart
- Easy transportation and storage of table sections and accessories



*Accessories in the image not included

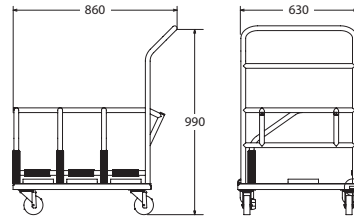


Product Code	Description	Quantity	Side Rail	Technical Information
08-081-09	Accessory Cart (B)	Each	JP	
08-081-09-R1	Accessory Cart (B) (R1)	Each	US	
08-081-09-R2	Accessory Cart (B) (R2)	Each	EU	

Table Cart



- Easy transportation and storage of table sections and larger accessories



(mm)



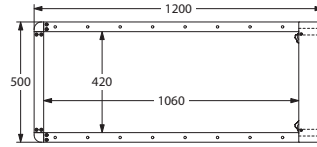
*Accessories in the image not included

Product Code	Description	Quantity	Side Rail	Technical Information
08-007-20	Table Cart	Each	N/A	

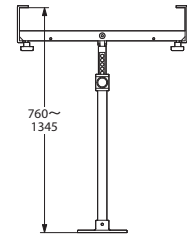
Cervical Spine Frame



- For prone procedures
- Radiolucent
- Use with spinal frame (refer to p.32 and p.33)



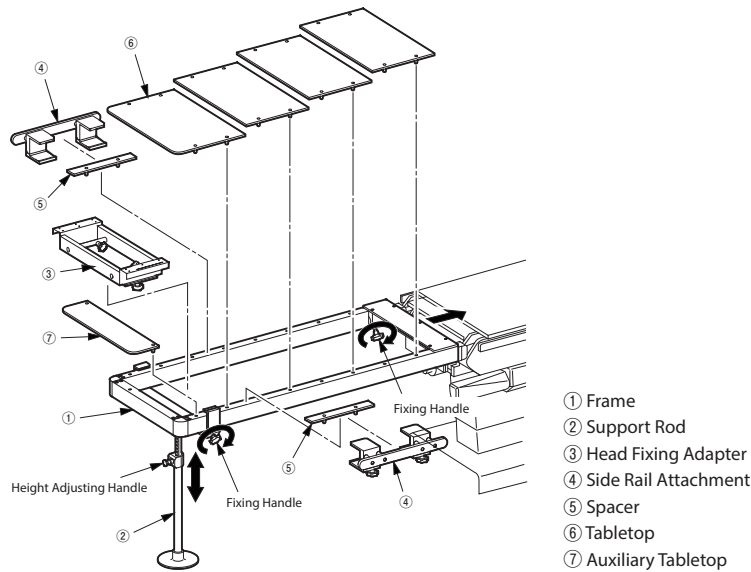
(mm)




(mm)

Product Code	Description	Quantity	Side Rail	Technical Information
08-007-22	Cervical Spine Frame	Each	JP	• Pad not included • Applicable tables: MOT-5701 MOT-VS700UKI MOT-VS600 Series MOT-VS500SK Series MST-7300 Series MOT-3602 *MOT-VS500DK Series *MOT-VE100D *When used with Leg-Side Reversal Adapter • Contents: Refer to ①-⑦ below
08-007-22-R1	Cervical Spine Frame (R1)	Each	US	
08-007-22-R2	Cervical Spine Frame (R2)	Each	EU	

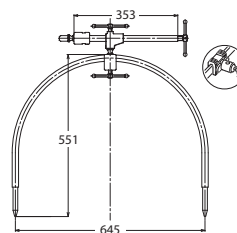
*Table attachment and head holder are not included. Only to be attached to Mizuho Head Holder.



Sitting Position Frame



- For use in neurosurgery procedures requiring sitting position
- Attached to table side rails



(mm)

Product Code	Description	Quantity	Side Rail	Technical Information
07-953-01	Sitting Position Frame with Side Rail Clamp	Each	JP	

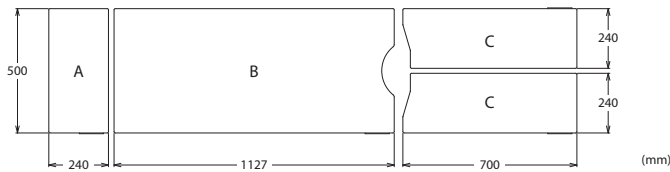
*Head holder is not included. Only to be attached to Mizuho Head Holder and Table.

Table Pads



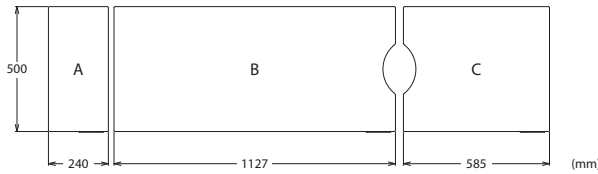
- Three-layer mattress redistributes pressure
- Upper/lower layer: soft urethane foam contours to patient
- Middle layer: high density foam supports patient's weight
- Section to be selected according to your choice referring to the list below
- For the whole table, please select all of A-C
- Thickness: 70mm
 - * The table pads listed on pages 57-58 are sold as a set

MOT-VS700UKI with Double Leg Section



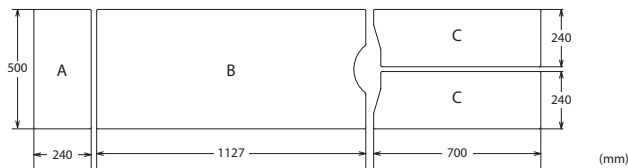
Product Code	Description	Quantity	Technical Information
A	18-042-00 Mizuho Original Pad for Head Section Type A	Each	
B	18-042-40 Mizuho Original Pad for Back and Seat Section Type A	Each	Can be changed to split type I or II
C	18-042-50 Mizuho Original Pad for Double Leg Section Type A	Pair	

MOT-VS700UKI with Single Leg Section



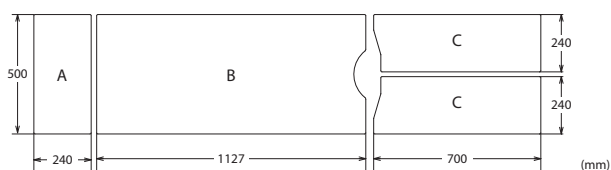
Product Code	Description	Quantity	Technical Information
A	18-042-00 Mizuho Original Pad for Head Section Type A	Each	
B	18-042-40 Mizuho Original Pad for Back and Seat Section Type A	Each	Can be changed to split type I or II
C	18-042-60 Mizuho Original Pad for Single Leg Section Type A	Each	

MOT-VS600D / DH



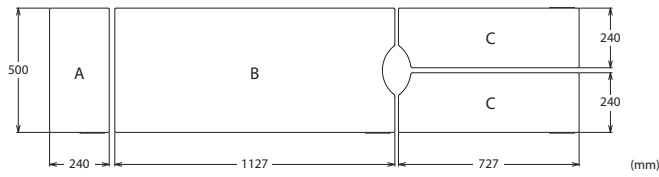
Product Code	Description	Quantity	Technical Information
A	18-042-00 Mizuho Original Pad for Head Section Type A	Each	
B	18-042-40 Mizuho Original Pad for Back and Seat Section Type A	Each	Can be changed to split type I or II
C	18-042-50 Mizuho Original Pad for Double Leg Section Type A	Pair	

MOT-VS600DK / DHK



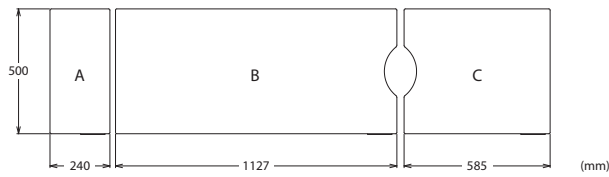
Product Code	Description	Quantity	Technical Information
A	18-042-00 Mizuho Original Pad for Head Section Type A	Each	
B	18-042-40 Mizuho Original Pad for Back and Seat Section Type A	Each	Can be changed to split type I or II
C	18-042-50 Mizuho Original Pad for Double Leg Section Type A	Pair	

MOT-VS500DK



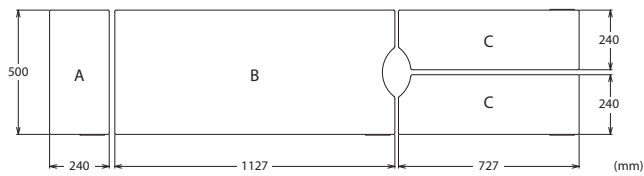
Product Code	Description	Quantity	Technical Information
A 18-042-00	Mizuho Original Pad for Head Section Type A	Each	
B 18-042-40	Mizuho Original Pad for Back and Seat Section Type A	Each	Can be changed to split type I or II
C 18-042-51	Mizuho Original Pad for Double Leg Section Type B	Pair	

MOT-VS500SK



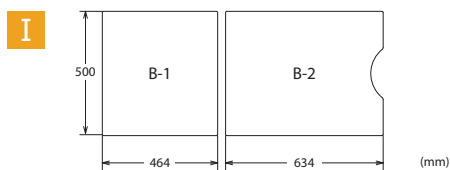
Product Code	Description	Quantity	Technical Information
A 18-042-00	Mizuho Original Pad for Head Section Type A	Each	
B 18-042-40	Mizuho Original Pad for Back and Seat Section Type A	Each	Can be changed to split type I or II
C 18-042-60	Mizuho Original Pad for Single Leg Section Type A	Each	

MOT-VE100D



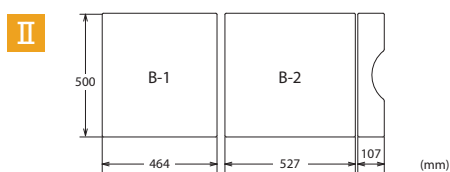
Product Code	Description	Quantity	Technical Information
A 18-042-00	Mizuho Original Pad for Head Section Type A	Each	
B 18-042-40	Mizuho Original Pad for Back and Seat Section Type A	Each	Can be changed to split type I or II
C 18-042-51	Mizuho Original Pad for Double Leg Section Type B	Pair	

Back and Seat Section Split Type



Product Code	Description	Quantity	Technical Information
B-1 18-042-10	Mizuho Original Pad for Back Section Type A	Each	
B-2 18-042-20	Mizuho Original Pad for Seat Section Type A	Each	

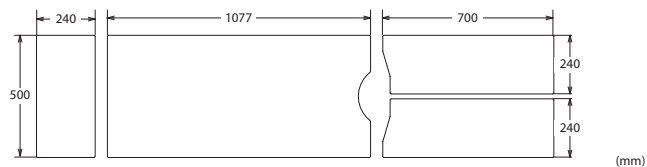
Back and Two Seat Section Split Type



Product Code	Description	Quantity	Technical Information
B-1 18-042-10	Mizuho Original Pad for Back Section Type A	Each	Recommended when using Traction Device
B-2 18-042-21	Mizuho Original Pad for Seat Section Type B	Each	

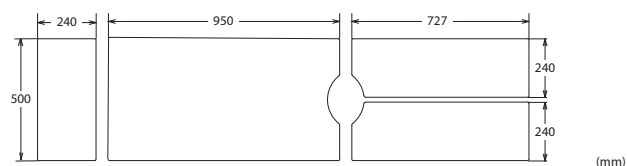
Table Pads / Set

MOT-5701



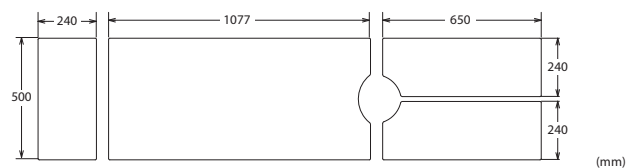
Product Code	Description	Quantity	Applicable Tables	Technical Information
08-055-15	Pad for 5701	Set	MOT-5701	

MOT-5602 Series



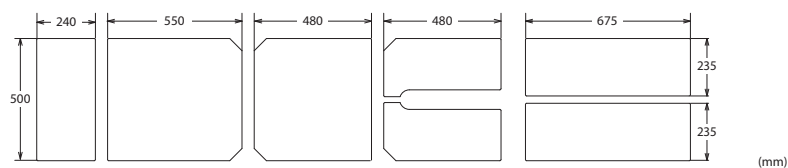
Product Code	Description	Quantity	Applicable Tables	Technical Information
08-055-25	Pad for 5602BW & 5602SRMB	Set	MOT-5602 Series	

MOT-1602BW



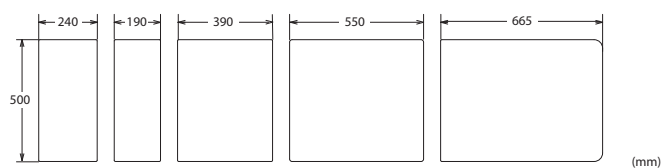
Product Code	Description	Quantity	Applicable Tables	Technical Information
08-055-45	Pad for 1600 Series	Set	MOT-1602BW	

MOS-1302B




Product Code	Description	Quantity	Applicable Tables	Technical Information
08-055-60	Pad for 1302B	Set	MOS-1302B	

MST-7300 Series



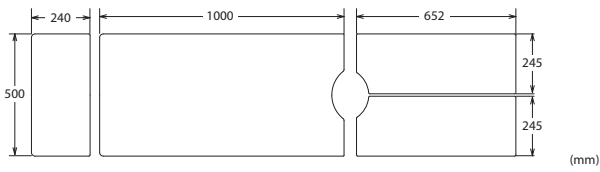
Product Code	Description	Quantity	Applicable Tables	Technical Information
08-055-70	Pad for 7300 Series	Set	MST-7300 Series	

VACB-3006B



Product Code	Description	Quantity	Applicable Tables	Technical Information
08-055-75	Pad for 3006B	Each	VACB-3006B	Thickness: 50mm


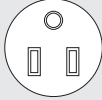

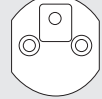

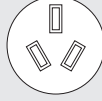

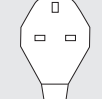

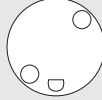

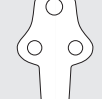



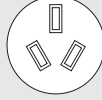





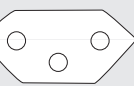

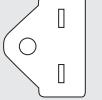
SPL-331



Product Code	Description	Quantity	Applicable Tables	Technical Information
08-010-10	Pad for SPL-331	Set	SPL-331	Thickness: 50mm *Single layer

Power Cords

Cord can be selected according to each regional type.

Product Code	Description	Quantity	Example of Countries	Cord Length (m)	Image	Type	Standard
18-045-02	Power Cord 2	Each	United States	4.5			ANSI/NEMA
18-045-03	Power Cord 3	Each	Germany	4.5			VDE/SEMKO/ DEMKO/NEMKO/ FIMKO/CEBEC/ KEMA/OVE/CEE
18-045-04	Power Cord 4	Each	Australia	4.6			AS/NZS
18-045-05	Power Cord 5	Each	United Kingdom	4.6			BS
18-045-06	Power Cord 6	Each	Denmark	4.6			DK
18-045-07	Power Cord 7	Each	South Africa	4.6			SANS
18-045-08	Power Cord 8	Each	Israel	4.5			SI
18-045-09	Power Cord 9	Each	Argentina	4.6			IRAM
18-045-10	Power Cord 10	Each	Italy	4.6			CEI
18-045-11	Power Cord 11	Each	China	4.5			CCC
18-045-12	Power Cord 12	Each	Switzerland	4.6			SEV
18-045-13	Power Cord 13	Each	Philippines	4.5			NEMA

Product Code	Description	Page No.
1. ARM SUPPORT		
08-065-05	Standard Armboard	1
08-117-06	Standard Armboard (C1)	1
08-117-16	Standard Armboard (C2)	1
08-065-06	Standard Armboard with 40mm Pad	1
08-065-30	Standard Armboard with 60mm Pad	1
08-065-35	Standard Armboard with 100mm Pad	1
08-065-08	40mm Pad for Armboard	1
08-065-40	60mm Pad for Armboard	1
08-065-45	100mm Pad for Armboard	1
08-117-07	60mm Pad for Armboard (C1/C2)	1
08-117-08	100mm Pad for Armboard (C1/C2)	1
08-065-70	Locking Type Armboard	1
08-065-80	Locking Type Armboard (C1)	1
08-065-85	Locking Type Armboard (C2)	1
08-065-51	Double Axis Armboard	2
08-065-51-R1	Double Axis Armboard (R1)	2
08-065-51-R2	Double Axis Armboard (R2)	2
08-065-52	60mm Pad for Double Axis Armboard	2
08-065-53	100mm Pad for Double Axis Armboard	2
08-084-03	Arm Strap	2
08-065-72	IVR Armboard	3
08-066-06	Raised Armboard with Clamp (730mm)	3
08-066-10	Raised Armboard with Clamp	3
08-066-10-UE	Raised Armboard (UE)	3
08-066-05	Armboard for Prone Position with Clamp	4
08-066-05-NC	Armboard for Prone Position (NC)	4
08-086-15	Lower Armboard with Clamp	4
08-086-15-R1	Lower Armboard (R1)	4
08-086-15-R2	Lower Armboard (R2)	4
08-065-13	Imaging Armboard	5
08-065-13-R1	Imaging Armboard (R1)	5
08-065-13-R2	Imaging Armboard (R2)	5
08-065-26	50mm Pad for Imaging Armboard	5
08-065-27	90mm Pad for Imaging Armboard	5
08-086-05	Arm Surgery Board	5
08-086-05-C1	Arm Surgery Board with Side Rail Mount (C1)	5
08-086-05-C2	Arm Surgery Board with Side Rail Mount (C2)	5
03-001-74	Radiolucent Acrylic Armboard	6
08-086-27	Arm Shield with Pad (130mm)	6
08-086-28	Arm Shield with Pad (160mm)	6
08-086-29	Arm Shield with Pad (190mm)	6
08-069-45	Pad for Arm Shield (150mm)	6
08-079-00	Wrist Strap (240mm)	7
08-079-00-R1	Wrist Strap (240mm) (R1)	7
08-079-00-R2	Wrist Strap (240mm) (R2)	7
08-079-01	Wrist Strap (390mm)	7

Accessories List

Product Code	Description	Page No.
08-079-01-R1	Wrist Strap (390mm) (R1)	7
08-079-01-R2	Wrist Strap (390mm) (R2)	7
08-068-03	Shoulder Supports with Clamps	7
08-068-04	Shoulder Supports	7
08-068-05	Shoulder Supports with Clamps Ver. 2	7
08-064-22	Upper Arm Support II with Clamp	8
08-064-22-NC	Upper Arm Support II (NC)	8
08-064-23	Upper Arm Support Joint Type II with Clamp	8
08-064-23-NC	Upper Arm Support Joint Type II (NC)	8

2. LEG SUPPORT

08-070-00	Knee Crutches with Clamps	9
08-070-00-UE	Knee Crutches (UE)	9
08-070-13	Urethane Pads for Knee Crutches	9
08-070-16	Pediatric Knee Crutches with Clamps, Large	10
08-070-16-NC	Pediatric Knee Crutches, Large (NC)	10
08-070-17	Pediatric Knee Crutches with Clamps, Middle	10
08-070-17-NC	Pediatric Knee Crutches, Middle (NC)	10
08-070-18	Pediatric Knee Crutches with Clamps, Small	10
08-070-18-NC	Pediatric Knee Crutches, Small (NC)	10
08-070-57	Transfer Board II (Rail Fixation Type)	11
08-072-01	Knee Rests	12
08-072-02	Radiographic Tops for Knee Rests	12
08-072-03	70mm Pads for Knee Rests	12
08-071-02	Foot Rests with Clamps (320mm)	12
08-071-03	Foot Rests (320mm)	12
08-071-04	Foot Rests with Clamps Ver. 2 (320mm)	12
08-071-05	Mizuho Original Pads for Foot Rests	12
08-078-20	Leg Plate	13
08-078-20-R1	Leg Plate (R1)	13
08-078-20-R2	Leg Plate (R2)	13

3. HEAD SUPPORT

08-073-03	U-Shaped Head Rest, L	14
08-073-04	U-Shaped Head Rest, S	14
07-952-00	Table Attachment	14
08-075-01	Horseshoe Head Rest Set Adult	14
08-075-00	Narrow Head Section	15
08-075-00-R1	Narrow Head Section (R1)	15
08-075-00-R2	Narrow Head Section (R2)	15
08-083-69	70mm Pad for Narrow Head Section	15
08-083-70	110mm Pad for Narrow Head Section	15
08-075-06	Head Supporter	15
08-075-06-R1	Head Supporter (R1)	15
08-075-06-R2	Head Supporter (R2)	15
08-115-13	Radiolucent Head Rest	16
08-115-15	Arm for Head Rest & Face Rest	16

Product Code	Description	Page No.
08-115-15-R1	Arm for Head Rest & Face Rest (R1)	16
08-115-15-R2	Arm for Head Rest & Face Rest (R2)	16
08-115-14	Face Rest	16
08-075-15	Adapter for Carbon Fiber Extension	17
08-075-11	Attachment for Mayfield Head Support	17

4. BODY SUPPORT

08-069-44	Chest & Waist Support with Clamps Ver. 2	18
08-069-15-UE	Chest & Waist Support (UE)	18
08-069-15	Chest & Waist Support with Clamps	18
08-069-42	Radiographic Chest & Waist Support with Clamp Ver.2	18
08-069-26-NC	Radiographic Chest & Waist Support (NC)	18
08-069-26	Radiographic Chest & Waist Support with Clamp	18
08-069-41	Lateral Support with Clamp Ver.2	19
08-069-24	Lateral Support with Clamp	19
08-069-24-NC	Lateral Support (NC)	19
08-080-11	Adjustable Body Support with Clamp	19
08-080-11-NC	Adjustable Body Support (NC)	19
08-084-02	Body Strap (1700mm)	20
08-084-00	Leg Strap	20
08-084-01	Body Strap (2500mm)	20

5. X-RAY ACCESSORIES

18-090-00	Radiographic Table Tops Fixed Type for Head Section Type A	21
18-092-10	Radiographic Table Tops Fixed Type for Back Section Type KA	21
18-092-20	Radiographic Table Tops Fixed Type for Seat Section Type KA	21
18-090-50	Radiographic Table Tops Fixed Type for Double Leg Section Type A	21
18-090-60	Radiographic Table Tops Fixed Type for Single Leg Section Type A	21
18-090-10	Radiographic Table Tops Fixed Type for Back Section Type A	21
18-090-20	Radiographic Table Tops Fixed Type for Seat Section Type A	21
18-092-21	Radiographic Table Tops Fixed Type for Seat Section Type KB	22
18-090-51	Radiographic Table Tops Fixed Type for Double Leg Section Type B	22
18-090-61	Radiographic Table Tops Fixed Type for Single Leg Section Type A-II	22
08-089-72	Radiographic Table Tops Fixed Type for 5602BW	22
08-089-76	Radiographic Table Tops Fixed Type for 7300 Series	22
18-091-00	Digital Radiographic Table Tops Fixed Type for Head Section Type A	23
18-093-10	Digital Radiographic Table Tops Fixed Type for Back Section Type KA	23
18-093-20	Digital Radiographic Table Tops Fixed Type for Seat Section Type KA	23
18-091-60	Digital Radiographic Table Tops Fixed Type for Single Leg Section Type A	23
18-091-10	Digital Radiographic Table Tops Fixed Type for Back Section Type A	23
18-091-20	Digital Radiographic Table Tops Fixed Type for Seat Section Type A	23
18-093-21	Digital Radiographic Table Tops Fixed Type for Seat Section Type KB	24
18-091-61	Digital Radiographic Table Tops Fixed Type for Single Leg Section Type A-II	24
08-089-82	Digital Radiographic Table Tops Fixed Type for 5602BW	24
08-089-86	Digital Radiographic Table Tops Fixed Type for 7300 Series	24
08-088-61	Radiographic Table Top for MOT-5701	25
08-088-20	Radiographic Table Top for MOT-5602SRMB	25

Accessories List

Product Code	Description	Page No.
08-088-59	Radiographic Table Tops for 1302B	25
08-088-28	Radiographic Table Top for MOT-1602BW	25
08-088-22	Radiographic Table Tops for SPL-331	25
08-091-00	Cassette Tray (390 x 315 mm)	26
08-092-00	Cassette Tray (339 x 288 mm)	26
08-093-00	Cassette Tray (390 x 390 mm)	26
08-094-00	Cassette Tray (390 x 466 mm)	26
08-095-50	Adjustable Cassette Tray	26
08-089-05	Lateral Cassette Holder with Clamp Ver.2	27
08-089-03-NC	Lateral Cassette Holder	27
08-090-01	Cassette Stand	27

6. ORTHOPEDICS / TRAUMATOLOGY

08-051-00	Leg Traction Device MOC-142	28
08-115-01	Traction Device Arm	29
08-115-02	Extension Arm, Right/Left	29
08-115-04	Traction Device Right/Left	29
08-115-05	Traction Shoe Right/Left	29
08-115-07	Inner Thigh Column with Pad	29
08-115-27	Support Rods	29
08-115-76	Wide Pelvic Support II	29
08-115-77	Transfer Board II (Pin Fixation Type)	29
08-115-10	Lower Limb Support	29
08-115-11	Inner Thigh Support with Pad for Traction in Lateral Posture	29
08-115-12	Lower Thigh Support for Traction in Lateral Posture	29
08-115-26	Pelvic Support Board	29
08-115-26-R1	Pelvic Support Board (R1)	29
08-115-26-R2	Pelvic Support Board (R2)	29
08-115-09	L-Shaped Knee Rest with Pad	29
08-081-07	Accessory Cart for Traction Device	29
08-081-07-R1	Accessory Cart for Traction Device (R1)	29
08-081-07-R2	Accessory Cart for Traction Device (R2)	29
08-115-08	Pelvic Support for Pediatric	29
08-115-17	Traction Pulley	29
08-115-18	Direct Traction Device	29
08-115-19	Direct Traction Hook Attachment	29
08-115-20	Movable Pelvic Support	29
08-115-36	Inner Thigh Column	29
08-115-37	Pad for Inner Thigh Column	29
08-115-38	Lower Limb Support Clamp	29
08-115-43	Carbon Fiber L Shaped Knee Rest with Pad	29
08-115-45	Direct Traction Device for Borshards	29
08-115-73	Lower Limb Support without Fixing Bracket	29
08-115-21	Cart for Traction Arm	31
08-115-39	Cart for Traction Arm Type II	31
08-115-40	Cart for Traction Arm Type III	31
08-115-41	Cart for Traction Arm Type IV	31

Product Code	Description	Page No.
08-115-42	Cart for Traction Arm Type V	31
08-115-55	Cart for Traction Arm Type VI	31
08-115-30	V Attachment Side Rail Type	31
08-115-30-R1	V Attachment Side Rail Type (R1)	31
08-115-30-R2	V Attachment Side Rail Type (R2)	31
08-115-31	V Attachment Side Rail Type for Radiographic Table Top	31
08-115-31-R1	V Attachment Side Rail Type for Radiographic Table Top (R1)	31
08-115-31-R2	V Attachment Side Rail Type for Radiographic Table Top (R2)	31
08-115-23	V Attachment Pin Type	32
08-115-23-R1	V Attachment Pin Type (R1)	32
08-115-23-R2	V Attachment Pin Type (R2)	32
08-115-24	V Attachment Pin Type for Radiographic Table Top	32
08-115-24-R1	V Attachment Pin Type for Radiographic Table Top (R1)	32
08-115-24-R2	V Attachment Pin Type for Radiographic Table Top (R2)	32
02-120-00	GM-98 Spinal Frame	32
02-121-00	Four-Point Spinal Frame	33
02-121-10	Radiolucent Carbon Fiber Four Point Spinal Frame	33
08-068-22	Shoulder Positioner without Pad	34
08-068-23	Pad for Shoulder Positioner	34
08-068-24	Shoulder Positioner Replacement Strap for Head Support	34
08-068-25	Shoulder Positioner Replacement Pad, Head Section	34
08-068-26	Shoulder Positioner Replacement Pad, Shoulder Section	34
08-068-27	Shoulder Positioner Replacement Pad, Back Section	34
08-078-32	Pubis Support with Clamp	34
08-078-32-NC	Pubis Support (NC)	34

7. EXTENSION / SUPPORT ACCESSORIES

08-086-06	Table Side Extension	35
08-086-06-R1	Table Side Extension (R1)	35
08-086-06-R2	Table Side Extension (R2)	35
08-086-33	70mm Pad for Table Side Extension	35
08-086-34	90mm Pad for Table Side Extension	35
08-086-35	110mm Pad for Table Side Extension	35
08-075-90	Head Extension II	35
08-075-90-R1	Head Extension II (R1)	35
08-075-90-R2	Head Extension II (R2)	35
08-083-02	Radiographic Table Tops Fixed Type for Head Extension (240mm)	35
08-083-22	Digital Radiographic Table Tops Fixed Type for Head Extension (240mm)	35
18-042-00	Mizuho Original Pad for Head Section Type A	35
08-075-36	Seat Extension (350mm)	36
08-075-36-R1	Seat Extension (350mm) (R1)	36
08-075-36-R2	Seat Extension (350mm) (R2)	36
08-075-42	Seat Extension for 5701	36
08-075-42-R1	Seat Extension for 5701 (R1)	36
08-075-42-R2	Seat Extension for 5701 (R2)	36
08-083-01	Radiographic Table Tops Fixed Type for Seat Extension (350mm)	36
08-083-21	Digital Radiographic Table Tops Fixed Type for Seat Extension (350mm)	36

Accessories List

Product Code	Description	Page No.
08-083-00	Radiographic Table Tops Fixed Type for Seat Extension (300mm)	36
08-083-20	Digital Radiographic Table Tops Fixed Type for Seat Extension (300mm)	36
08-083-61	Mizuho Original Pad for Seat Extension (350mm)	36
08-083-60	Mizuho Original Pad for Seat Extension (300mm)	36
08-075-52	Seat Extension II (300mm)	37
08-075-52-R1	Seat Extension II (300mm) (R1)	37
08-075-52-R2	Seat Extension II (300mm) (R2)	37
08-075-30	Leg Extension for 5700 Series	38
08-075-30-R1	Leg Extension for 5700 Series (R1)	38
08-075-30-R2	Leg Extension for 5700 Series (R2)	38
08-083-04	Radiographic Table Tops Fixed Type for Leg Extension	38
08-083-62	Mizuho Original Pad for Leg Extension	38
08-115-32	Side Rail Extension, 220mm (Pair)	39
08-095-08	Uro Drain Tray Set for 5602SRMB	39
08-095-13	Uro Drain Tray Set for 3600 & 3500 Series, 5801	39
08-095-15	Uro Drain Tray Set for 5701	39
08-095-16	Uro Drain Tray Set for 1602BW, 6300 & 6700 Series	39
08-095-19	Uro Drain Tray for SPL-331	39
08-095-20	Waste Container with Hose	39
08-068-31	Back Section Board Attachment for Pediatric	40
08-068-31-R1	Back Section Board Attachment for Pediatric (R1)	40
08-068-31-R2	Back Section Board Attachment for Pediatric (R2)	40
08-083-06	Radiographic Table Tops Fixed Type for Back Section Board Attachment for Pediatric	40
08-083-63	Mizuho Original Pad for Back Section Board Attachment for Pediatric	40
08-007-21	Back Section Board Short	40
08-007-21-R1	Back Section Board Short (R1)	40
08-007-21-R2	Back Section Board Short (R2)	40
08-083-03	Radiographic Table Tops Fixed Type for Back Section Board Short	40
08-083-23	Digital Radiographic Table Tops Fixed Type for Back Section Board Short	40
08-083-64	Mizuho Original Pad (252mm)	40
08-096-02	Kidney Bridge with Pad	41
08-070-54	100cm Carbon Fiber Extension II	41
08-083-65	70mm Mizuho Original Pad for 100cm Carbon Fiber Extension	41
08-083-66	110mm Mizuho Original Pad for 100cm Carbon Fiber Extension	41
08-070-55	122cm Carbon Fiber Extension II	42
08-083-67	70mm Mizuho Original Pad for 122cm Carbon Fiber Extension	42
08-083-68	110mm Mizuho Original Pad for 122cm Carbon Fiber Extension	42
08-077-70	Leg-Side Reversal Adapter A	43
08-077-60	Leg-Side Reversal Adapter B	43
08-077-60-R1	Leg-Side Reversal Adapter B (R1)	43
08-077-60-R2	Leg-Side Reversal Adapter B (R2)	43
08-077-50	Leg-Side Reversal Adapter C	43
08-077-50-R1	Leg-Side Reversal Adapter C (R1)	43
08-077-50-R2	Leg-Side Reversal Adapter C (R2)	43
18-097-00	Digital Radiographic Table Top for Leg-Side Reversal Adapter	43
18-042-90	Mizuho Original Pad for Leg-Side Reversal Adapter	43
18-443-30	Foot Switch for 5701	44

Product Code	Description	Page No.
18-443-43	Foot Switch	44
18-443-50	Foot Switch Type A	44
18-443-20	Foot Switch Type B	44

8. GENERAL ACCESSORIES

08-060-02	Anesthesia Frame with Clamp	45
08-060-02-R1	Anesthesia Frame with Clamp (R1)	45
08-060-02-R2	Anesthesia Frame with Clamp (R2)	45
08-062-00	Anesthesia Screen L Type with Clamp	45
08-062-00-R1	Anesthesia Screen L Type with Clamp (R1)	45
08-062-00-R2	Anesthesia Screen L Type with Clamp (R2)	45
08-061-40	Anesthesia Screen Extension with Clamp	46
08-061-40-R1	Anesthesia Screen Extension with Clamp (R1)	46
08-061-40-R2	Anesthesia Screen Extension with Clamp (R2)	46
08-061-20	Anesthesia Screen Wing Type with Clamp	46
08-061-20-UE	Anesthesia Screen Wing Type (UE)	46
08-110-01	Clamp for Round Bar	47
08-117-09	Clamp for Round Bar (R1)	47
08-117-11	Clamp for Round Bar (R2)	47
09-228-12	Side Rail Clamp (ϕ 18mm)	47
08-110-20	Universal Clamp for Round Bar	47
08-111-11	Clamp for Flat Bar Ver.2	47
08-117-10	Clamp for Flat Bar Ver.2 (R1)	47
08-117-13	Clamp for Flat Bar Ver.2 (R2)	47
08-111-20	Universal Clamp for Flat Bar	47
08-110-11	Multi Clamp	47
08-113-01	Side Rail Adaptor, Long for Carbon Fiber Board	48
08-113-01-R1	Side Rail Adaptor, Long for Carbon Fiber Board (R1)	48
08-113-01-R2	Side Rail Adaptor, Long for Carbon Fiber Board (R2)	48
08-113-02	Side Rail Adaptor, Short for Carbon Fiber Board	48
08-113-02-R1	Side Rail Adaptor, Short for Carbon Fiber Board (R1)	48
08-113-02-R2	Side Rail Adaptor, Short for Carbon Fiber Board (R2)	48
08-113-10	Side Rail Adaptor II, Long for Carbon Fiber Board	48
08-113-10-R1	Side Rail Adaptor II, Long for Carbon Fiber Board (R1)	48
08-113-10-R2	Side Rail Adaptor II, Long for Carbon Fiber Board (R2)	48
08-113-11	Side Rail Adaptor II, Short for Carbon Fiber Board	48
08-113-11-R1	Side Rail Adaptor II, Short for Carbon Fiber Board (R1)	48
08-113-11-R2	Side Rail Adaptor II, Short for Carbon Fiber Board (R2)	48
08-113-50	Headside Rail	49
08-113-50-R1	Headside Rail (R1)	49
08-113-50-R2	Headside Rail (R2)	49

9. TRAYS

08-097-03	Instrument Tray with Clamp	50
08-097-00-UE	Instrument Tray (UE)	50
08-097-01	Tray	50
08-098-01	Adjustable Instrument Tray with Clamps	50

Accessories List

Product Code	Description	Page No.
08-098-01-NC	Adjustable Instrument Tray (NC)	50
08-333-00	Mayo Instrument Tray with Stand	51

10. CARTS		
08-081-01	Accessory Cart (A)	52
08-081-09	Accessory Cart (B)	52
08-081-09-R1	Accessory Cart (B) (R1)	52
08-081-09-R2	Accessory Cart (B) (R2)	52
08-007-20	Table Cart	53

11. NEURO		
08-007-22	Cervical Spine Frame	54
08-007-22-R1	Cervical Spine Frame (R1)	54
08-007-22-R2	Cervical Spine Frame (R2)	54
07-953-01	Sitting Position Frame with Side Rail Clamp	54

12. TABLE PADS		
18-042-00	Mizuho Original Pad for Head Section Type A	55
18-042-40	Mizuho Original Pad for Back and Seat Section Type A	55
18-042-50	Mizuho Original Pad for Double Leg Section Type A	55
18-042-60	Mizuho Original Pad for Single Leg Section Type A	55
18-042-51	Mizuho Original Pad for Double Leg Section Type B	56
18-042-10	Mizuho Original Pad for Back Section Type A	56
18-042-20	Mizuho Original Pad for Seat Section Type A	56
18-042-21	Mizuho Original Pad for Seat Section Type B	56
08-055-15	Pad for 5701	57
08-055-25	Pad for 5602BW & 5602SRMB	57
08-055-45	Pad for 1600 Series	57
08-055-60	Pad for 1302B	57
08-055-70	Pad for 7300 Series	57
08-055-75	Pad for 3006B	58
08-010-10	Pad for SPL-331	58

13. POWER CORDS		
18-045-02	Power Cord 2	59
18-045-03	Power Cord 3	59
18-045-04	Power Cord 4	59
18-045-05	Power Cord 5	59
18-045-06	Power Cord 6	59
18-045-07	Power Cord 7	59
18-045-08	Power Cord 8	59
18-045-09	Power Cord 9	59
18-045-10	Power Cord 10	59
18-045-11	Power Cord 11	59
18-045-12	Power Cord 12	59
18-045-13	Power Cord 13	59

MIZUHO Corporation

Europe OR Equipment & Device Department

3-30-13 Hongo, Bunkyo-ku, Tokyo 113-0033, JAPAN

Phone +81-3-4334-9113

F a x +81-3-3815-3185

U R L <https://www.mizuho.co.jp>



MIZUHO Corporation

Tokyo, JAPAN


* Under our policy, ongoing improvements and published specifications may be subject to change without prior notice.

* All published CG photos and illustrations have been from images.



Emergo Europe B.V.
Prinsessegracht 20, 2514 AP
The Hague, The Netherlands



 Caution	<ul style="list-style-type: none">• Do not use the product until you have carefully read the instruction manual and instructions for use and correctly understood their contents.• Periodic inspections are suggested before and after procedures.• For questions or concerns about after-the-sale service, please inquire directly to technical service representative from your local dealer/distributor.
--	---

